

SCHEDA TECNICA PRODOTTO

DATASHEET

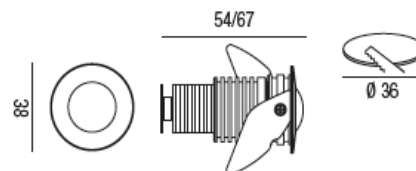
ARTICOLO: LED Parigi S+L

CODICE: 27188



Caratteristiche meccaniche/Mechanical features:

Corpo/Body:	Alluminio / Aluminum
Cornice/Frame:	INOX AISI 316L
Colore/Colour:	Cromo / Chrome
Riflettore/Reflector:	Alluminio anodizzato/Anodized aluminum
Schermo/Shield:	Lente in vetro piano-convessa/Flat-convex glass lens
Viteria/Screws:	Acciaio/Steel
Dissipazione/Dissipation:	Statica/Static
Carico massimo/Maximum load:	1.000Kg - max 10Km/h
Peso/Weight:	0,10Kg



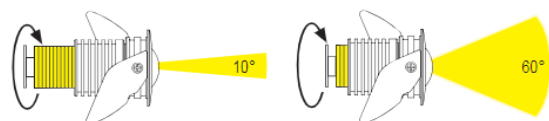

IP66

IK07



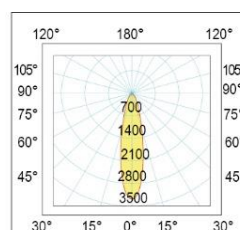
Caratteristiche elettriche/Electrical features:

Alimentazione/Power supply:	350mA
Potenza/Power:	1W
Alimentatore/Driver:	Non incluso/Not included
Aspettativa di vita/Life expectation:	50.000h L80/B10
Indice Mac Adam/Mac Adam index:	3
Rischio fotobiologico/Photobiological risk:	RG0

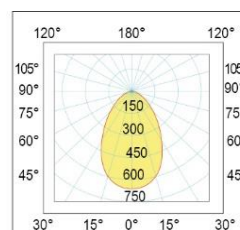


Caratteristiche illuminotecniche/Photometric features:

Tipo di LED/LED type:	LED CREE XP-G2
Flusso luminoso/Luminous flux:	120lm
CCT:	6.000K
CRI:	>80
Ottica secondaria/Secondary optic:	10/60°
Accessori/Accessories:	cod. 04120002 - Ghiera acciaio INOX 316/ Stainless steel setting ring 316 cod. 27173 - Cassaforma / Framework cod. 27243 - Cassaforma / Framework cod. 27176/KIT - Montaggio a parete orientabile / Adjustable wall mounting



10°
Concentrate - Spot



60°
Intermedio - Medium

Conforme alle seguenti norme/Complying with the following standards:

Sicurezza/Safety:	Generale/General:	EN-60598-1
	Particolari/Particular:	EN-60598-2-2
	Moduli LED/LED Modules:	EN-62031+A1
Sicurezza fotobiologica/Photobiological safety:		EN 62471(Risk exempt)
Esposizione umana ai campi elettromagnetici/Human exposure to electromagnetic fields:		EN-62493
Immunità EMC/EMC immunity:		EN-61547
Compatibilità elettromagnetica/Electromagnetic compatibility:		EN-61000-3-3
Limiti di emissioni armoniche/Limits of harmonic emissions:		EN-61000-3-2

