

**SPECIAL
OFFER**

fino ad esaurimento scorte
Untill stock last

**DRIVER
INCLUDED**



NET PRICE
20,00 €

LED Semplice trifase
Pag. 333



NET PRICE
20,00 €

LED Axolute trifase
Pag. 333



NET PRICE
30,00 €

LED Iside Serie
Pag. 334



NET PRICE da
20,00 €

LED Moon serie
Pag. 335>336



NET PRICE da
15,00 €

LED Occhio black serie
Pag. 338



NET PRICE da
15,00 €

LED Occhio serie
Pag. 338



NET PRICE da
20,00 €

LED Galileo/LED Galileo Round
Pag. 339



NET PRICE
20,00 €

LED Effect
Pag. 340



NET PRICE da
30,00 €

LED Style
Pag. 340



NET PRICE da
4,00 €

LED Otto Q3-T1 -T2
Pag. 341



NET PRICE da
10,00 €

LED Star serie
Pag. 342



NET PRICE
3,00 €

LED Direction
Pag. 343



NET PRICE da
35,00 €

LED Flash HL111
Pag. 344



NET PRICE da
35,00 €

LED Flash HL111-MR16
Pag. 346



NET PRICE da
30,00 €

LED trim CD - S Opal
Pag. 347



NET PRICE da
44,00 €

LED Super
Pag. 348>349



NET PRICE
1,00 €

Fluo Classica/Classica 120V
Pag. 350



NET PRICE da
20,00 €

LED Moon C serie
Pag. 351



NET PRICE da
10,00 €

Idro
Pag. 352

Consegna:
se non PRESENTI A STOCK
entro 30gg dal ricevimento
ordine per tutti i prodotti serie
PROMO IN EVIDENZA.

Delivery:
if they are NOT IN STOCK
within 30 days from receipt of
order for all PROMO products
in evidence.

Fino ad esaurimento scorte - Untill stock last

SPECIAL OFFER

SPECIAL OFFER

Quantitativo minimo **10** pezzi per cod. **Fino ad esaurimento scorte**
 Minimum quantity **10** pieces per cod. **Untill stock last**

LED Semplice - LED Axolute



Serie di apparecchi da binario trifase euro standard.

Materiali: in lega di alluminio ossidato
Verniciatura: a polvere in colore Bianco RAL9010, Grigio satinato RAL9006 (LED Axolute 1 Meissa). Bianco RAL9010, Nero RAL9005 (LED Semplice 1).

Conforme alla norma: EN60598-1, RGO nessun rischio fotobiologico ai fini della norma EN62471.

Led: Samsung (Axolute) mantenimento del flusso luminoso minimo al 80%: 50.000h (L80B10).

Led: Seoul Acriche (Semplice1) mantenimento del flusso luminoso minimo al 80%: 50.000h (L80B10).

Lighting series for three-phase Eurostandard tracks.

Materials: oxidized aluminum

Coating: in powder coated RAL9010 White, RAL9006 Grey (LED Axolute 1 Meissa).

According to standard: EN60598-1, RGO exempt from photo-biological risks in compliance with standard EN62471.

Led: Samsung (Axolute) maintenance of minimum luminous flux to 80%: 50.000h (L80B10).

Led: Seoul Acriche (Semplice1) maintenance of minimum luminous flux to 80%: 50.000h (L80B10).

220-240V 50/60Hz



IK07

IP20



CRI >80

LED Semplice 1



colour	W	Beam	Lamp	K	Lm	pcs	Kg	CELL	Q.tà	Euro	NET PRICE
B	17	95°	1 x Syrma lamp	4000	1520	001	0.72	31281	489	143,00	PROMO € 20,00
N	17	95°	1 x Syrma lamp	4000	1520	001	0.72	31283	749	143,00	PROMO € 20,00

LED Axolute 1 Meissa



colour	W	Beam	Lamp	lm	K	pcs	Kg	CELL	Q.tà	Euro	NET PRICE
G	21	40°	LED SMD	2000	3000	001	2.30	32518	350	157,00	PROMO € 20,00
B	21	40°	LED SMD	2000	3000	001	2.30	32519	350	157,00	PROMO € 20,00
B	24	40°	LEDCOB	1800	3000	001	2.30	32491	300	157,00	PROMO € 20,00

Quantitativo minimo **10** pezzi per cod. **Fino ad esaurimento scorte** - Minimum quantity **10** pieces per cod. **Untill stock last**

SPECIAL OFFER

SPECIAL OFFER

Quantitativo minimo **10** pezzi per cod. **Fino ad esaurimento scorte**
 Minimum quantity **10** pieces per cod. **Untill stock last**

LED Iside



Serie di proiettori a sospensione con elevata resa cromatica per utilizzo in centri commerciali, supermercati per mettere in risalto i banchi di alimentari, uffici o spazi in coworking, concessionari e grandi aree in genere.

Corpo: vano porta componenti in alluminio pressofuso, verniciato a polveri poliesteri resistente alla corrosione ed agli agenti atmosferici. Dissipatore in lega di alluminio estruso. Piastra porta cablaggio in acciaio.

Diffusore: in policarbonato trasparente internamente prismaticizzato e all'esterno liscio antipolvere per una rapida pulizia, infrangibile e autoestinguento V2.

Conforme alla norma: EN60598-1, RGO nessun rischio fotobiologico ai fini della norma EN62471.

Led: mantenimento del flusso luminoso minimo al 80%: 50.000h (L80B10).

Driver: Incluso > 50.000 h Fattore di potenza ≥0,95.

Series of suspension projectors with high color rendering for use in shopping centers, supermarkets to highlight food counters, offices or coworking spaces, dealers and large areas in general.

***Body:** component housing in die-cast aluminum, painted with polyester powder paint resistant to corrosion and atmospheric agents. Heat sink in extruded aluminum alloy. Steel wiring plate.*

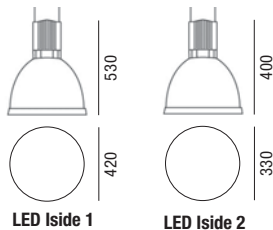
***Diffuser:** internally prismatic transparent polycarbonate and smooth dust-proof exterior for quick cleaning, unbreakable and self-extinguishing V2.*

***Conforms to the standard:** EN60598-1, RGO no photobiological risk for the purposes of the EN62471 standard.*

***Led:** maintenance of the minimum luminous flux at 80%: 50.000h (L80B10).*

***Driver:** Included > 50,000 h Power factor ≥0.95.*

LED Iside 1 - LED Iside 2

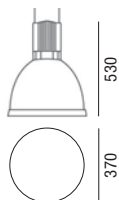


CRI >80



	colour	W	◡		Lm output	K	pcs	Kg	CELL	Q.tà	Euro	NET PRICE
LED Iside 1	B	21	60°	1 Led COB	2170	3000	001	2,80	30805/LED	272	180,00	PROMO € 30,00
	G	21	60°	1 Led COB	2170	3000	001	2,80	30803/LED	273	180,00	
LED Iside 2	B	21	60°	1 Led COB	2170	3000	001	2,80	30797/LED	52	180,00	
	G	21	60°	1 Led COB	2170	3000	001	2,80	30795/LED	52	180,00	

LED Iside 3



CRI >80



	colour	W	◡		Lm output	K	pcs	Kg	CELL	Q.tà	Euro	NET PRICE
	G	21	60°	1 Led COB	2170	3000	001	2.80	30823/LED	98	180,00	PROMO € 30,00

DOWNLIGHTS Professional

Downlights progettati per illuminare spazi commerciali (supermercati, grandi magazzini, retail, ecc.), uffici e qualsiasi ambiente dove è necessaria un'illuminazione generale e d'accento. La struttura del faretto è a base tonda o quadrata, con ottica orientabile ed estraibile.

Installazione: ad incasso in controsoffitti di cartongesso (completo di staffe di fissaggio).


Corpo e telaio: in lamiera di acciaio, verniciata con polvere termoindurente poliestere.

Staffe di fissaggio: in acciaio.

Verniciatura: di tipo poliestere eseguita a polvere. Colore nero, cromo o bianco RAL 9010.

Ottica: concentrante, semi concentrante e diffusa.

Temperatura di colore: 3000K - 4000K.

Driver: incluso  Fattore di potenza $\geq 0,95$.

Conforme alla norma: EN60598-1, RG0 nessun rischio fotobiologico ai fini della norma EN62471.

Led: SAMSUNG - PHILIPS mantenimento del flusso luminoso minimo al 80%: 50.000h (L80B10).

Downlights designed to light up retail spaces (supermarkets, department stores, shops, etc.), offices and any other place that requires general and spot lighting. The luminaire structure is round or square, with extractable and adjustable optic.

Installation: recessed use in plasterboard false ceilings (complete with fixing brackets).

Body and frame: made by steel sheet, coated with polyester thermoset powder

Fixing brackets: made by steel.

Coating: coated with powdered polyester. Black, chrome or RAL 9010 white color.

Optic: clumping, semi-clumping and diffused.

Color temperature: 3000K - 4000K.

Driver: included  Power factor $\geq 0,95$.

According to standard: EN60598-1, RG0 exempt from photo-biological risks in compliance with standard EN62471.

Led: SAMSUNG - PHILIPS maintenance of minimum luminous flux to 80%: 50.000h (L80B10).



Fino ad esaurimento scorte - Until stock last

SPECIAL OFFER

SPECIAL OFFER

Quantitativo minimo **10** pezzi per cod. **Fino ad esaurimento scorte**
 Minimum quantity **10** pieces per cod. **Untill stock last**

LED Moon

A richiesta
On demand

0-10V



WIRELESS



Sorgente luminosa/ Light source - Vega o Meissa + Driver RN9163 (500mA)

220-240V 50/60Hz



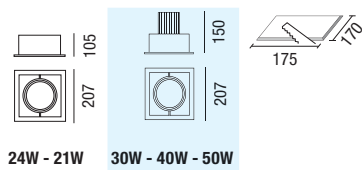
IK07

IP20

LED Moon 1



on demand
25° - 60°



CRI >80

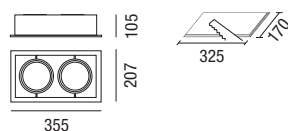


colour	W max	LED	K	Lm output	Beam	pcs	Kg	CELL	Q.tà	Euro	NET PRICE
S	24	Led SMD	3000	2000	40°	001	2.90	31050	90	60,00	PROMO € 20,00
B	21	Led COB	3000	2170	40°	001	2.90	31750	650	60,00	
N	21	Led COB	3000	2170	40°	001	2.90	31350/M/NER	153	60,00	

LED Moon 2



on demand
25° - 60°

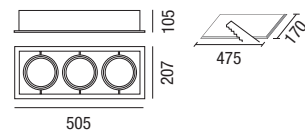


colour	W max	LED	K	Lm output	Beam	pcs	Kg	CELL	Q.tà	Euro	NET PRICE
S	48	Led SMD	3000	4000	40°	001	3.90	31049	650	120,00	PROMO € 25,00
S	42	Led COB	3000	4340	40°	001	4.00	32486	650	120,00	
S	42	Led COB	4000	4660	40°	001	4.00	32586	650	120,00	

LED Moon 3



on demand
25° - 60°

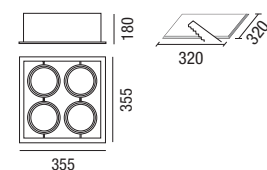


colour	W max	LED	K	Lm output	Beam	pcs	Kg	CELL	Q.tà	Euro	NET PRICE
S	72	Led SMD	3000	6000	40°	001	4.90	31059	120	180,00	PROMO € 50,00
S	72	Led SMD	4000	6000	40°	001	4,90	31258	107	180,00	
S	63	Led COB	3000	6510	40°	001	5,00	31059/M	116	180,00	
N	63	Led COB	3000	6510	40°	001	5,00	31059/M/NER	86	180,00	
B	72	Led SMD	3000	6000	40°	001	4.90	31059/W	468	180,00	
B	63	Led COB	3000	6510	40°	001	5,00	31059/WMEISSA	493	180,00	
B	63	Led COB	4000	6990	40°	001	5,00	31258/WMEISSA	400	180,00	

LED Moon 4



on demand
25° - 60°



colour	W max	LED	K	Lm output	Beam	pcs	Kg	CELL	Q.tà	Euro	NET PRICE
S	96	Led SMD	3000	8000	40°	001	6,00	31110	400	200,00	PROMO € 80,00
S	84	Led COB	4000	8000	40°	001	6,00	31110/4000	400	200,00	

SPECIAL OFFER

SPECIAL OFFER Quantitativo minimo **10** pezzi per cod. Fino ad esaurimento scorte
Minimum quantity **10** pieces per cod. Untill stock last



Quantitativo minimo **10** pezzi per cod. Fino ad esaurimento scorte - Minimum quantity **10** pieces per cod. Untill stock last

SPECIAL OFFER

SPECIAL OFFER

Quantitativo minimo **10** pezzi per cod. **Fino ad esaurimento scorte**
 Minimum quantity **10** pieces per cod. **Untill stock last**


LED Occhio

Sorgente luminosa/ Light source - Vega o Meissa + Driver RN9163 (500mA)

220-240V 50/60Hz

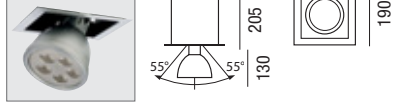


LED Occhio 1



on demand
25° - 60°

LED Occhio



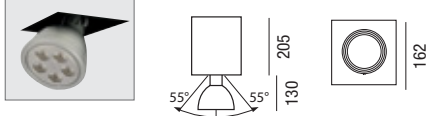
colour	W max	led	K	Lm output	beam	on demand	pcs	Kg	CELL	Q.tà	Euro	NET PRICE
B	24	Led SMD	3000	2000	40°		001	2.10	31193	2000	40,00	PROMO € 15,00
B	24	Led SMD	4000	1850	40°		001	2.10	31293	2000	40,00	
S	24	Led SMD	3000	2000	40°		001	2.10	31194	1000	40,00	
S	24	Led SMD	4000	1850	40°		001	2.10	31294	1000	40,00	

LED Occhio black 1




on demand
25° - 60°

LED Occhio black



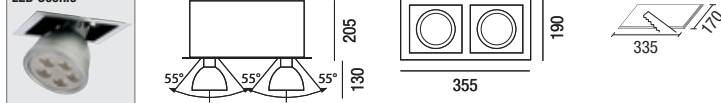
colour	W max	led	K	Lm output	beam	on demand	pcs	Kg	CELL	Q.tà	Euro	NET PRICE
S	24	Led SMD	3000	2000	40°	25° - 60°	001	2,00	31196	2500	40,00	€ 15,00
S	24	Led SMD	4000	2000	40°	25° - 60°	001	2,00	31196/4K	2500	40,00	

LED Occhio 2



on demand
25° - 60°

LED Occhio



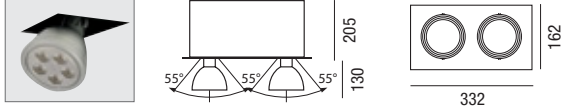
colour	W max	led	K	Lm output	beam	on demand	pcs	Kg	CELL	Q.tà	Euro	NET PRICE
B	48	Led SMD	3000	4000	40°	25° - 60°	001	3.80	31184	2000	95,00	PROMO € 25,00
B	48	Led SMD	4000	3700	40°	25° - 60°	001	3.80	31384	2000	95,00	
S	48	Led SMD	3000	4000	40°	25° - 60°	001	3.80	31183	2000	95,00	
S	48	Led SMD	4000	3700	40°	25° - 60°	001	3.80	31383	2000	95,00	

LED Occhio black 2




on demand
25° - 60°

LED Occhio black



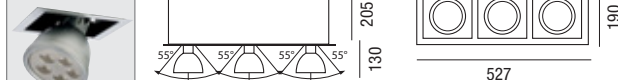
colour	W max	led	K	Lm output	beam	on demand	pcs	Kg	CELL	Q.tà	Euro	NET PRICE
S	48	Led SMD	3000	4000	40°	25° - 60°	001	3,40	31185	1500	95,00	€ 25,00

LED Occhio 3



on demand
25° - 60°

LED Occhio



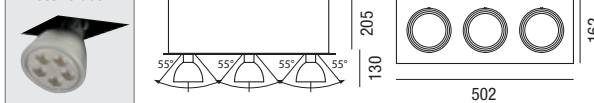
colour	W max	led	K	Lm output	beam	on demand	pcs	Kg	CELL	Q.tà	Euro	NET PRICE
B	72	Led SMD	3000	6000	40°	25° - 60°	001	4.80	31148	2000	155,00	PROMO € 50,00
B	72	Led SMD	4000	6000	40°	25° - 60°	001	4.80	31348	2000	155,00	
S	72	Led SMD	3000	6000	40°	25° - 60°	001	4.80	31149	1400	155,00	
S	72	Led SMD	4000	6000	40°	25° - 60°	001	4.80	31349	1400	155,00	

LED Occhio black 3



on demand
25° - 60°

LED Occhio black



colour	W max	led	K	Lm output	beam	on demand	pcs	Kg	CELL	Q.tà	Euro	NET PRICE
S	72	Led SMD	3000	6000	40°	25° - 60°	001	4,00	31206	2000	155,00	PROMO € 50,00
S	72	Led SMD	4000	6000	40°	25° - 60°	001	4,00	31306	2000	155,00	

SPECIAL OFFER

Quantitativo minimo **10** pezzi per cod. Fino ad esaurimento scorte
 Minimum quantity **10** pieces per cod. *Untill stock last*

A richiesta
 On demand

0-10V



WIRELESS



LED Galileo

Sorgente luminosa/ Light source - Vega o Meissa + Driver RN9163 (500mA)

220-240V 50/60Hz



IK07

IP20



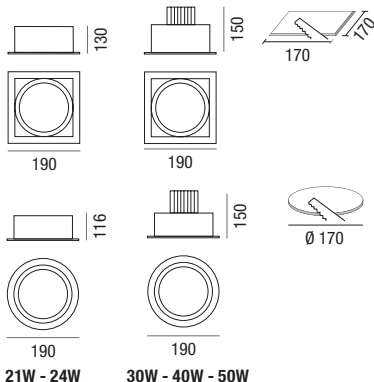
24W



21W



30W
40W
50W



DRIVER INCLUDED
MULTIPOWER




CRI >80




colour	W	LED	K	Lm output	Beam	on demand	pcs	Kg	CELL	Q.tà	Euro	NET PRICE
B	24	Led SMD	3000	2000	30°	15° - 40°	10	1.60	31074	150	60,00	PROMO € 20,00
N	24	Led SMD	3000	2000	30°	15° - 40°	10	1.60	31062	700	60,00	
B	21	Led COB	4000	2330	40°	25° - 60°	10	1.50	31230	1500	60,00	
N	21	Led COB	4000	2330	40°	25° - 60°	10	1.50	31228	700	60,00	
C	21	Led COB	4000	2330	40°	25° - 60°	10	1.50	31301	700	60,00	PROMO € 40,00
B	21	Led COB	3000	2170	40°	25° - 60°	10	1.50	31245	1500	60,00	
B	30	Led COB	3000	3800	40°	25° - 60°	10	1.60	31239	1500	140,00	
B	40	Led COB	3000	4800	40°	25° - 60°	10	1.60	31239	1500	140,00	
N	21	Led COB	4000	2330	40°	25° - 60°	10	1.50	31228	700	60,00	PROMO € 40,00
N	40	Led COB	3000	4800	40°	25° - 60°	10	1.60	31240	700	140,00	
N	50	Led COB	3000	6000	40°	25° - 60°	10	1.60	31240	700	140,00	
C	30	Led COB	3000	3800	40°	25° - 60°	10	1.60	31241	700	140,00	
C	40	Led COB	3000	4800	40°	25° - 60°	10	1.60	31241	700	140,00	
C	50	Led COB	3000	6000	40°	25° - 60°	10	1.60	31241	700	140,00	

LED Galileo Round



24W



21W



30W
40W
50W

colour	W	LED	K	Lm output	Beam	on demand	pcs	Kg	CELL	Q.tà	Euro	NET PRICE
B	24	Led SMD	3000	2000	30°	15° - 40°	10	1.60	31074/R	1200	95,00	PROMO € 20,00
B	21	Led SMD	4000	2000	40°	25° - 60°	10	1.50	31230/R	1200	95,00	
B	21	Led SMD	3000	2000	40°	25° - 60°	10	1.50	31094/R	1200	95,00	
B	30	Led COB	3000	3800	40°	25° - 60°	001	1.60	31239/R	1200	160,00	PROMO € 40,00
B	40	Led COB	3000	4800	40°	25° - 60°	001	1.60	31239/R	1200	160,00	
B	50	Led COB	3000	6000	40°	25° - 60°	001	1.60	31239/R/4K	1200	160,00	



Staffa meccanica per l'estrazione dell'ottica
 Mechanical bracket for lens extraction



Quantitativo minimo **10** pezzi per cod. Fino ad esaurimento scorte - Minimum quantity **10** pieces per cod. *Untill stock last*

SPECIAL OFFER

SPECIAL OFFER

Quantitativo minimo **10** pezzi per cod. **Fino ad esaurimento scorte**
 Minimum quantity **10** pieces per cod. **Untill stock last**

LED Effect - LED Style

A richiesta
On demand

0-10V



Incassi a LED ideali per gli ambienti commerciali (supermercati, grandi magazzini, retail, ecc.) per uffici e in qualsiasi ambiente dove è necessario un'illuminazione diretta.

Applicazione: incasso.

Corpo: alluminio pressofuso UNI5076 sabbiato e viteria in acciaio.

Orientabilità: verticale 65°, orizzontale 350°.

Riflettore: alluminio anodizzato e brillantato + vetro di protezione.

Verniciatura: di tipo poliestere, eseguita a polvere.

Driver: Incluso.

UGR: Secondo la Norma EN 12464-1.

Conforme alla norma: EN60598-1, RGO nessun rischio fotobiologico ai fini della norma EN62471.

Led: mantenimento del flusso luminoso minimo al 80%: 50.000h (L80B10).

LED Effect is the LED downlighter ideal for retail spaces (supermarkets, department stores, shops, etc.), offices and any other space that requires direct lighting.

Application: recessed.

Body: sandblasted die cast aluminium UNI5076 and steel screws.

Adjustable: vertical 65°, horizontal 350°.

Reflector: polished and anodised aluminium + protective glass.

Coating: coated with powered polyester.

Driver: Included.

UGR: According to Norm EN 12464-1.

According to standard: EN60598-1, RGO exempt from photo-biological risks in compliance with standard EN62471.

Led: maintenance of minimum luminous flux to 80%: 50.000h (L80B10).

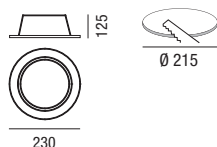
220-240V 50/60Hz



IK07

IP20

LED Effect



A richiesta
CRI >90
On request

DRIVER INCLUDED
MULTIPOWER



colour	W	mA			K	Lm	pcs	Kg	CELL	Q.tà	NET PRICE
B	19	500	1x Meissa lamp	40°	6000	2500	001	1.50	24106	1000	PROMO € 20,00
B	19	500	1x Meissa lamp	40°	3000	2500	001	1.50	24107	1000	
B	19	500	1x Meissa lamp	40°	4000	2500	001	1.50	24107/4k	1000	
G	19	500	1x Meissa lamp	40°	6000	2500	001	1.50	24106/G	600	PROMO € 20,00
G	19	500	1x Meissa lamp	40°	3000	2500	001	1.50	24107/G	600	
G	19	500	1x Meissa lamp	40°	4000	2500	001	1.50	24107/G/4k	600	

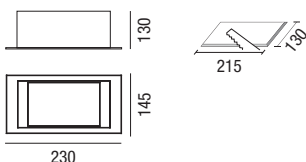
220-240V 50/60Hz



IK07

IP20

Led Style



A richiesta
CRI >90
On request

DRIVER INCLUDED
MULTIPOWER



colour	W	mA			K	Lm	pcs	Kg	CELL	Q.tà	NET PRICE
B	18	500	LED SMD	60°	3000	2700	001	0,95	24250/LED	1300	PROMO € 30,00
B	18	500	LED SMD	60°	4000	2700	001	0,95	24249/LED	1300	

Orientabile
Orientable

SPECIAL OFFER

Quantitativo minimo **10** pezzi per cod. **Fino ad esaurimento scorte**
 Minimum quantity **10** pieces per cod. **Untill stock last**

LED Otto

Apparecchi da incasso progettati per illuminare aree comuni, corridoi, laboratori, sale riunioni, uffici e qualsiasi ambiente dove è necessaria un'illuminazione diffusa. La struttura del faretto è a base tonda o quadrata, ideale per sostituire apparecchi con sorgenti fluorescenti compatte.

Installazione: ad incasso in controsoffitti di cartongesso (completo di staffe di fissaggio).

Corpo e telaio: in alluminio pressofuso UNI 5076, verniciato con polvere termoidurente poliestere.

Staffe di fissaggio: in acciaio.

Viteria: in acciaio.

Verniciatura: di tipo poliestere eseguita a polvere. Colore bianco RAL 9010.

Ottica: diffondente.

Schermo: in lastra tecnopolimero opale

Temperatura di colore: 3000K - 4000K.

Driver: incluso.

Conforme alla norma: EN60598-1, RG0 nessun rischio fotobiologico ai fini della norma EN62471.

Recessed downlights designed to light up common areas, corridors, laboratories, meeting rooms, offices and any other place that requires diffused lighting. The luminaire structure is round or square, ideal to replace fixtures with compact fluorescent lamps.

Installation: recessed use in plasterboard false ceilings (complete with fixing brackets)

body and frame: made by UNI 5076 die-cast aluminum, coated with polyester thermoset powder.

Fixing brackets: made by steel.

Screws: made by steel.

Coating: coated with powdered polyester. RAL 9010 white color.

Optic: diffused.

Shield: opal engineering polymer sheet.

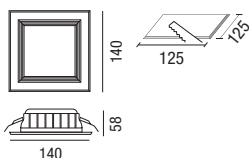

Color temperature: 3000K - 4000K.


Driver: included

According to standard: EN60598-1, RG0 exempt from photo-biological risks in compliance with standard EN62471.

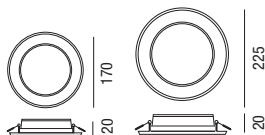
220-240V 50/60Hz    **IK07** **IP20**

LED Otto Q3



colour	Q..	W		lm output	K	pcs	Kg	CELL	Q.tà	Euro	NET PRICE
B	Q3	21	Led SMD	1.890	3000	001	0,50	25919/3000	1.478	45,00	PROMO € 8,00

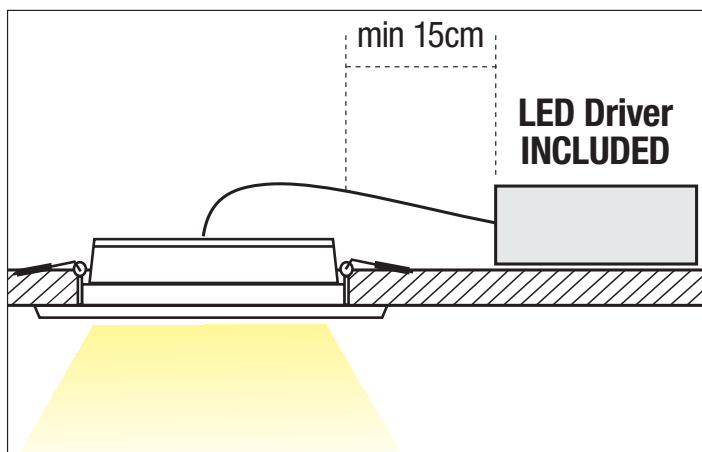
LED Otto T1 - T2



220-240V 50/60Hz    **IK07** **IP44**



colour	T.	W		lm output	K	pcs	Kg	CELL	Q.tà	Euro	NET PRICE
B	T1	12	Led SMD	1.080	3000	001	0,30	25916/3000	563	28,00	PROMO € 4,00
IP44	B	T2	Led SMD	1.620	3000	001	0,40	25917/3000/44	333	35,00	PROMO € 6,00



Quantitativo minimo **10** pezzi per cod. **Fino ad esaurimento scorte** - Minimum quantity **10** pieces per cod. **Untill stock last**

SPECIAL OFFER

SPECIAL OFFER

Quantitativo minimo **10** pezzi per cod. **Fino ad esaurimento scorte**
 Minimum quantity **10** pieces per cod. **Untill stock last**

LED Star GU10

A richiesta
On demand



Incassi con cornice rettangolare in acciaio verniciato di grigio per 2, 3 o 4 sorgenti orientabili, ideali per illuminare luoghi domestici e commerciali. La sua collocazione ideale è negli ambienti moderni con controsoffitti in cartongesso Star è un incasso versatile, semplice ed efficace.

Corpo: acciaio galvanizzato.

Orientabilità: verticale 60°, orizzontale 60°.

Colori: grigio (verniciatura di tipo poliestere eseguita a polvere).

Sorgente LED: GU10 inclusa.

A richiesta: 4000K.

Rectangular steel downlight in grey. The round adjustable bulb sockets take up to 4 dichroic halogen or energy-saving LED lamps. Ideal for home or commercial lighting. Best suited to contemporary settings with false plasterboard ceilings. Galaxy is a versatile, simple and stylish downlight.

Body: galvanised steel.

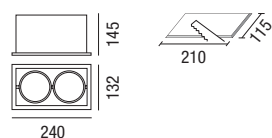
Tilt adjustable: 60° vertically, 60° horizontally.

Colours: grey (polyester powder coating).

LED Source: GU10 included.

On demand: 4000K.

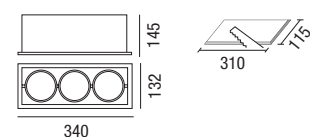
220-240V 50/60Hz



Sorgenti GU10 LED include.
GU10 LED Source included.



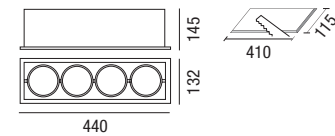
colour	W	Lamps LED		Lm	K	pcs	Kg	S+L	Q.tà	Euro	NET PRICE
G	12	2X GU10	40°	900	3000	001	3.00	30763/NEW	800	25,00	PROMO € 10,00



Sorgenti GU10 LED include.
GU10 LED Source included.



colour	W	Lamps LED		Lm	K	pcs	Kg	S+L	Q.tà	Euro	NET PRICE
G	18	3X GU10	40°	1350	3000	001	3.00	30765/NEW	600	37,00	PROMO € 10,00



Sorgenti GU10 LED include.
GU10 LED Source included.



colour	W	Lamps LED		Lm	K	pcs	Kg	S+L	Q.tà	Euro	NET PRICE
G	24	4X GU10	40°	1800	3000	001	3.00	30767/NEW	3000	45,00	PROMO € 12,00

SPECIAL OFFERQuantitativo minimo **10** pezzi per cod. **Fino ad esaurimento scorte**
Minimum quantity **10** pieces per cod. **Untill stock last**

Direction GU10



Faretto da incasso orientabile per interni equipaggiato di sorgente luminosa a LED. Adatto per illuminazione domestica, negozi, alberghi, musei ed esposizioni.

Installazione: incasso a soffitto

Corpo: alluminio pressofuso

Orientabilità: verticale 45°

Verniciatura: di tipo poliestere, eseguita a polvere Bianco RAL 9010.

Portalamпада: ceramica

Cablaggio: completo di morsetti a 2 poli

Conforme alla norma: EN60598-1, RG0 nessun rischio fotobiologico ai fini della norma EN62471.

Orientable spot light for inside with bright Led type Dicro Powered. Proper for domestic illumination, shops and hotels, show rooms and museums.

Installation: ceiling recessed

Body: die cast aluminium

Adjustable: vertical 45°

Coating: coated with powered polyester white RAL 9010.

Lamp holder: ceramic

Wiring: complete with 2 pole terminal board

According to standard: EN60598-1, RG0 exempt from photo-biological risks in compliance with standard EN62471.

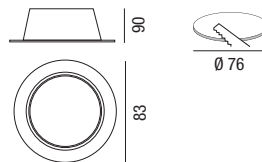
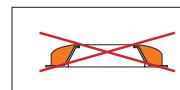


Confezione in **BLISTER**
BLISTER Packed

220-240V 50/60Hz

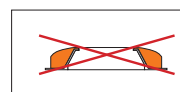
**IK04****IP20**

LED Direction GU10

**PER USO SENZA ALIMENTATORE**
TO BE USED WITHOUT DRIVER**CRI >80**

colour	W			K	Lm	pcs	Kg	S + L	Q.tà	Euro	NET PRICE
B	7	GU10 LED	100°	4000	700	010	0.27	30631	1219	14,00	PROMO € 3,00

LED Direction GU10

**PER USO SENZA ALIMENTATORE**
TO BE USED WITHOUT DRIVER**CRI >80**

colour	W			K	Lm	DIM	pcs	Kg	S+L	Q.tà	Euro	NET PRICE
B	7	GU10 LED	40°	3000	700	OK	010	0.27	30660	538	28,00	PROMO € 3,00

Quantitativo minimo 5 pezzi per cod. Fino ad esaurimento scorte - Minimum quantity 5 pieces per cod. Untill stock last

SPECIAL OFFER

Quantitativo minimo **5** pezzi per cod. **Fino ad esaurimento scorte**
Minimum quantity **5** pieces per cod. **Untill stock last**

LED Flash, technical metal



Apparecchi Corpi illuminanti multilampada in alluminio sabbiato con verniciatura di tipo poliestere, eseguita a polvere per applicazione da soffitto e applique a combinazione mista, di design estremamente tecnico senza però precludere l'applicazione domestica, con possibilità di orientare ogni singola ottica tramite il sistema a snodo che ne agevola il puntamento sui tre assi. Ottimo per soddisfare una vasta gamma di esigenze illuminotecniche e per illuminazione di grandi spazi.

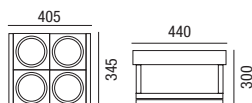
Driver LED e sorgenti luminose LED comprese.

Multi-lamp light fixtures in sandblasted aluminium with polyester powder coating, for ceiling and wall applications in mixed combinations, with an extremely technical design however without impairing them from being used in homes, with the possibility of directing each individual optic by means of an articulation system which facilitates pointing on three axes. Ideal for meeting a wide range of lighting technical requirements and to illuminate large spaces.

LED Driver and LED light source included.

220-240V 50/60Hz **IK07** **IP20**

LED Flash 2



Sorgenti LED HL111 include.
HL111 LED Source included.

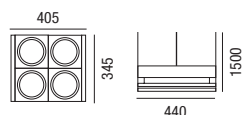


CRI >80



colour	W		lm output	K	pcs	Kg	CELL	Q.tà	Euro	NET PRICE
■	40	Led SMD	4.000	3000	001	2	25943	50	280,00	PROMO € 75,00
■	40	Led SMD	4.000	3000	001	2	25986	150	280,00	
B	40	Led SMD	4.000	4000	001	2	25976/4K	100	280,00	
■	40	Led SMD	4.000	4000	001	2	25992/4K	50	280,00	
■	40	Led SMD	4.000	4000	001	2	25985/4K	150	280,00	

LED Flash 2S



Sorgenti LED HL111 include.
HL111 LED Source included.

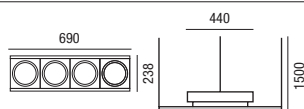


CRI >80



colour	W		lm output	K	pcs	Kg	CELL	Q.tà	Euro	NET PRICE
B	40	Led SMD	4.000	3000	001	2	25946	130	280,00	PROMO € 75,00
■	40	Led SMD	4.000	3000	001	2	25947	260	280,00	
B	40	Led SMD	4.000	4000	001	2	26002/4K	130	280,00	
■	40	Led SMD	4.000	4000	001	2	26003/4K	50	280,00	

LED Flash 1S



Sorgenti LED HL111 include.
HL111 LED Source included.



CRI >80



colour	W		lm output	K	pcs	Kg	CELL	Q.tà	Euro	NET PRICE
B	40	Led SMD	4.000	3000	001	2	25944	55	280,00	PROMO € 75,00
■	40	Led SMD	4.000	3000	001	2	25945	25	280,00	
B	40	Led SMD	4.000	4000	001	2	25974/4K	55	280,00	
■	40	Led SMD	4.000	4000	001	2	25975/4K	25	280,00	

SPECIAL OFFER



Quantitativo minimo 5 pezzi per cod. Fino ad esaurimento scorte - Minimum quantity 5 pieces per cod. Untill stock last

SPECIAL OFFER

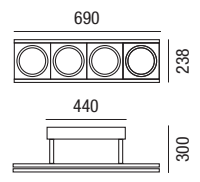
Quantitativo minimo 5 pezzi per cod. Fino ad esaurimento scorte
Minimum quantity 5 pieces per cod. Untill stock last

LED Flash, technical metal



220-240V 50/60Hz **IK07** **IP20**

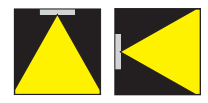
LED Flash 1



Sorgenti LED HL111 include.
HL111 LED Source included.

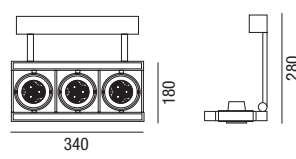


CRI >80



colour	W		lm output	K	pcs	Kg	CELL	Q.tà	Euro	NET PRICE
■	40	Led SMD	4.000	3000	001	2	25984/12V	338	280,00	PROMO
■	40	Led SMD	4.000	4000	001	2	25983/4K	338	280,00	€ 75,00


LED Flash 5



Sorgenti MR16 LED include.
MR16 LED Source included.

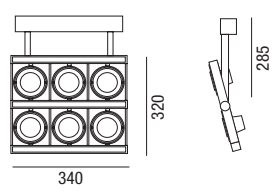


CRI >80

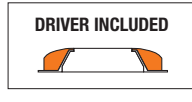


colour	W		lm output	K	pcs	Kg	CELL	Q.tà	Euro	NET PRICE
B	15	Led SMD	1.500	3000	001	1	25978/12V	275	180,00	PROMO € 35,00
■	15	Led SMD	1.500	3000	001	1	26024/12V	80	180,00	
B	15	Led SMD	1.500	4000	001	1	25977/4K	275	180,00	
■	15	Led SMD	1.500	4000	001	1	25979/4K	80	180,00	


LED Flash 6



Sorgenti MR16 LED include.
MR16 LED Source included.



CRI >80



colour	W		lm output	K	pcs	Kg	CELL	Q.tà	Euro	NET PRICE
B	30	Led SMD	3.000	3000	001	2	25981/12V	250	300,00	PROMO € 55,00
■	30	Led SMD	3.000	3000	001	2	26025/12V	90	300,00	
■	30	Led SMD	3.000	3000	001	2	26026/12V	60	300,00	
B	30	Led SMD	3.000	4000	001	2	25980/4K	250	300,00	
■	30	Led SMD	3.000	4000	001	2	25982/4K	90	300,00	
■	30	Led SMD	3.000	4000	001	2	26029/4K	60	300,00	

SPECIAL OFFER

SPECIAL OFFER

Quantitativo minimo **10** pezzi per cod. **Fino ad esaurimento scorte**
 Minimum quantity **10** pieces per cod. **Until stock last**

LED Trim CD Opal - LED Trim S Opal



Gli articoli della serie Trim illuminano con discrezione e possono essere installati in tutti gli ambienti domestici, commerciali, uffici, scuole, ristoranti e di logistica.

Corpo: in alluminio estruso ossidato (colore tipo RAL 9006) e lo schermo è in tecnopolimero opale.

Installazione: a plafone (CD) tramite i distanziali a corredo o a sospensione (S) con cavo 2 m. (accessori inclusi).

Alimentazione: elettronica inclusa. Driver multipower.

Led: Striscia continua di Led SAMSUNG 3528.

Ottica: Apertura del fascio 100°.

Conforme alla norma: EN60598-1, RG0 nessun rischio fotobiologico ai fini della norma EN62471.

Led: mantenimento del flusso luminoso minimo al 80%: 50.000h (L80B10).

The products of the Trim range can be installed in all domestic and commercial spaces, offices, schools, restaurants and logistic premises.

Body: oxidized extruded aluminium (RAL 9006) and technopolymer screen with transparent finish (LED Trim CD and LED Trim S).

Installation: on ceiling (CD) with supplied spacers, or suspension (S) with 2 m cable (accessories included).

Reflector: optic integrated in light source for the other versions.

Power supply: electronic supply included.

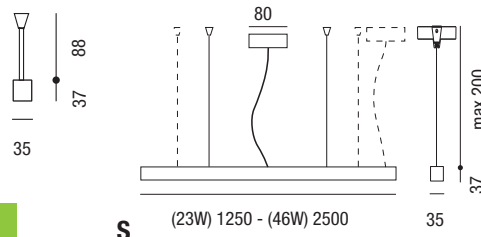
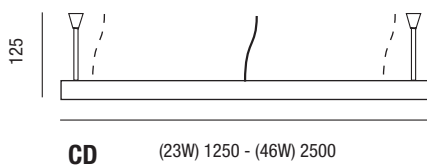

Optics: 100° beam opening.

According to standard: EN60598-1, RG0 exempt from photobiological risks in compliance with standard EN62471.

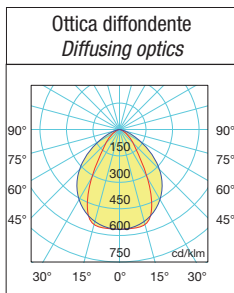
Led: LUMILED maintenance of minimum luminous flux to 80%: 50.000h (L80B10).

220-240V 50/60Hz **IK04** **IP40**

LED Trim 1250/2500



RG0 **INCLUDED** **CRI 90**



colour	W			Im	K	pcs	Kg	CELL	Q.tà Pcs	NET PRICE
A	23	CD	100°	Led SMD	2150	3000	0.7	793421/3K	400	PROMO € 30,00
A	23	CD	100°	Led SMD	2150	4000	0.7	793421/4K	400	
A	46	CD	100°	Led SMD	4300	3000	1.40	793721/3K	400	PROMO € 50,00
A	46	CD	100°	Led SMD	4300	4000	1.40	793721/4K	400	
colour	W			Im	K	pcs	Kg	CELL	Q.tà Pcs	NET PRICE
A	23	S	100°	Led SMD	2150	3000	0.6	792921/3K	400	PROMO € 30,00
A	23	S	100°	Led SMD	2150	4000	0.6	792921/4K	400	
A	46	S	100°	Led SMD	4300	3000	1.40	795121/3K	400	PROMO € 50,00
A	46	S	100°	Led SMD	4300	4000	1.40	795121/4K	400	

LED Trim CD Opal

Questo modello ha l'ingresso del cavo di alimentazione sia nella zona centrale superiore, sia nella zona laterale superiore (Fig. 1). Si possono collegare in linea più apparecchi creando una luce quasi continua (Fig. 2). Accessorio distanziale per montaggio a plafone incluso (Fig. 3).

LED Trim CD Opal

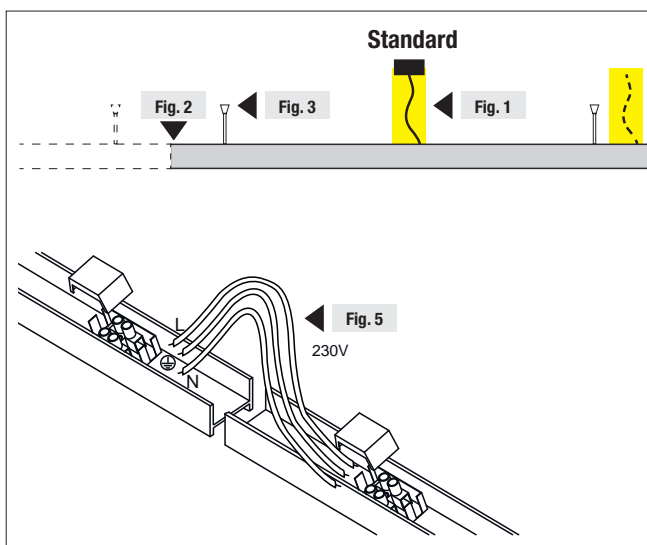
This model has an inlet for the power cable both in the top middle area and the top side area (Fig. 1). Several appliances can be connected in line creating an almost continuous lighting (Fig. 2). Spacer accessory for ceiling assembly included (Fig. 3).

LED Trim S Opal

In questo modello il rosone per la connessione elettrica è separato dai cavetti di sospensione. Questo consente di decentrare il corpo illuminante rispetto al punto luce. I modelli a sospensione possono essere fissati a soffitto tramite tiranti regolabili posizionabili nella zona centrale o sulle estremità (Fig.4). Le LED Trim S si possono collegare in serie creando una luce quasi continua (Fig.5).

LED Trim S Opal

In this model, the electric connection rose is separate from the suspension wires. This makes it possible to place the light fixture off-centre with respect to the lighting point. The suspension models can be fixed to the ceiling by adjustable anchor bolts positioned in the middle or at the ends (Fig.4). The Trim S LEDs can be connected in series creating an almost continuous lighting (Fig. 5).



Quantitativo minimo **10** pezzi per cod. **Fino ad esaurimento scorte** - Minimum quantity **10** pieces per cod. **Until stock last**

SPECIAL OFFER

SPECIAL OFFER

Quantitativo minimo **10** pezzi per cod. **Fino ad esaurimento scorte**
 Minimum quantity **10** pieces per cod. **Untill stock last**

LED Super

Standard **1÷10V**

 **dimmerabile**
dimmable

A richiesta
On demand

 **DALI**

 **WIRELESS**

WIRELESS

 **EMERGENCY**



Il sistema di illuminazione lineare **LED SUPER**, ad alta efficienza energetica (160lm/W), è la migliore alternativa nei progetti di relamping, alle lampade a fluorescenza tradizionali.

La facilità di montaggio e la disponibilità di moduli con ottiche differenti, lo rendono ideale per l'illuminazione di spazi commerciali, supermercati, magazzini industriali con altezze fino a 15 metri.

Installazione: sospensione e plafone mediante accessori.

Corpo: in lamiera di acciaio inossidabile.

Verniciatura: Bianco RAL 9010.

Viteria: in acciaio.

Ottica: diffondente, asimmetrica, bi-asimmetrica, lenti in materiale sintetico.

Schermo: metacrilato..

Temperatura di colore: 4000K; altre temperature di colore a richiesta.

Driver: incluso 1÷10V. dimmerabile. Fattore di potenza ≥0,95.

Conforme alla norma: EN60598-1, RGO nessun rischio fotobiologico ai fini della norma EN62471.

Led: mantenimento del flusso luminoso minimo al 80%: 50.000h (L80B10).

The LED SUPER linear lighting system, with high energy efficiency (160lm/W), is the best alternative to traditional fluorescent bulbs in relamping projects.

The easy installation and availability of modules with different optics make it ideal for lighting commercial spaces, supermarkets, industrial warehouses up to heights of 15 metres.

Installation: pendant and ceiling through the use of accessories.

Body: stainless steel sheeting.

Painting: White RAL 9010.

Screws: steel.

Optic: diffuser, asymmetrical, bi-asymmetrical, lenses of synthetic material.

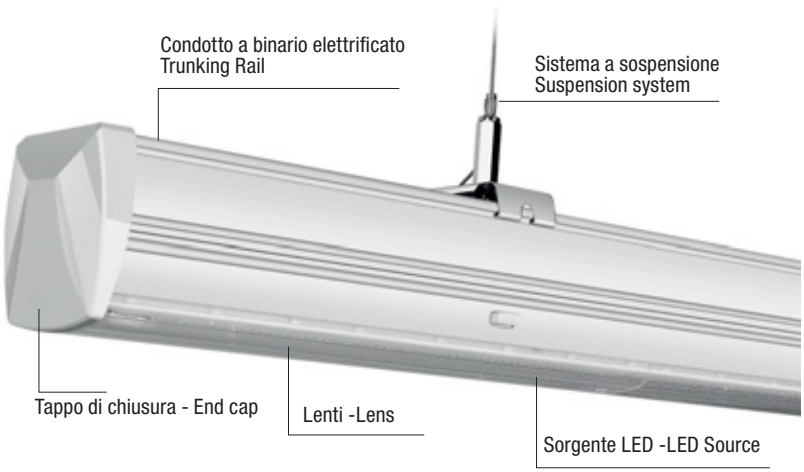
Screen: methacrylate

Colour temperature: 4000K; other colour temperatures on request.

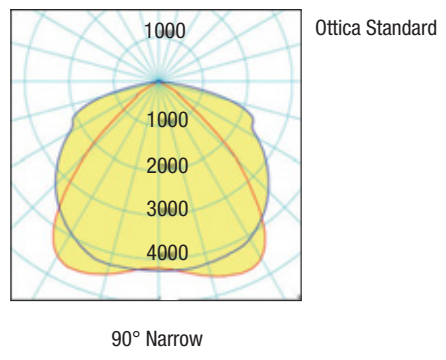
Driver: included 1 to 10V. dimmable. Power factor ≥0.95.

According to standard: EN60598-1, RGO exempt from photo-biological risks in compliance with standard EN62471.

Led: maintenance of minimum luminous flux to 80%: 50.000h (L80B10).



Dati fotometrici - Photometric data



Condotto a binario - Trunking Rail

<input type="checkbox"/>	1500	<input type="checkbox"/>	40
			70

Colour	mm	pcs	Kg	Code	Q.tà	Euro	NET PRICE
<input type="checkbox"/> B	8 WIRE	1500	001	1,75	CSST-15-MF *	337	50,00
<input type="checkbox"/> B	8 WIRE	1500	001	1,75	CSST-15-FF **	ON DEMAND	PROMO € 12,00

* MF Maschio/femmina - MF Male/female

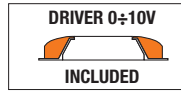
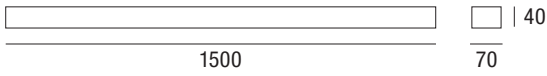
** FF Femmina/femmina - FF Female/female



SPECIAL OFFER Quantitativo minimo **10** pezzi per cod. **Fino ad esaurimento scorte**
Minimum quantity 10 pieces per cod. Untill stock last

220-240V 50-60Hz    960° 

LED Super




CRI >80



colour	W	lm output	K	pcs	Kg	CELL	Q.tà	Euro	NET PRICE
B	35	LED SMD 5600	4000	001	1,63	CSSL-1535	278	145,00	€ 32,00
B	70	LED SMD 11200	4000	001	1,63	CSSL-1570	76	195,00	€ 42,00


Cod. CSST-15
 Condotto binario
 Trunking rail



Accessorio a richiesta - Accessory on demand


Condotto a binario per proiettori LED speciali "food lighting" - Special food and lighting LED projectors trunking rail

Colour	Kg	Code	Q.tà	Euro	NET PRICE
B	1,57	CFT-15SE-08	18	140,00	€ 28,00



Sensore di movimento - Motion sensor module

Colour	Code	Q.tà	Euro	NET PRICE
B	CSSM-15-10	20	285,00	€ 57,00



Cavo sospensione - Suspension cord

Colour	g	Code	Q.tà	Euro	NET PRICE
B	7	CSSA-CO-3000	330	15,00	€ 1,99




Connettore 8 fili - Feed in connector 8 Wire

Colour	g	Code	Q.tà	Euro	NET PRICE
B	38	CSSA-FN-08	27	12,50	€ 2,50



Copertura - Blank Cover

Colour	g	Code	Q.tà	Euro	NET PRICE
B	35	CSSA-BC-15	100	17,50	€ 3,50



Tappo di chiusura - End cap

Colour	g	Code	Q.tà	Euro	NET PRICE
DA ORDINARE / TO ORDER					



Quantitativo minimo 50 pezzi per cod. Fino ad esaurimento scorte - Minimum quantity 50 pieces per cod. Untill stock last

SPECIAL OFFER Quantitativo minimo **50** pezzi per cod. Fino ad esaurimento scorte
 Minimum quantity **50** pieces per cod. Untill stock last


FLUO Classica

220-240V 50/60Hz **IK07** **IP20**

FLUO Classica



SPECIAL OFFER
 fino ad esaurimento scorte
 Untill stock last



583 (13W)
 1518 (35W)



1184 (28W)
 1484 (35W)

/NEW



colour	W		K		Kg	CELL	Q.tà Pcs	NET PRICE
B	13	G5 T5	3000	30	0.40	30931	870	PROMO € 1,00
B	28	G5 T5	3000	20	0.80	30933/NEW	930	
B	35	G5 T5	6000	20	0.80	28489	685	
B	35	G5 T5	3000	12	1.00	30965/NEW	2.300	
B	35	G5 T5	4100	12	1.00	30964/NEW	5.224	

Accessori inclusi - Accessories included



- 1 Cod. 24153**
Cavo di 1,8m con connettore e spina - 1,8m wire with connector and plug
- 2 Cod. 24157**
Cavo di 15cm con 2 connettori - 15cm wire with two connector




- 3 Cod. 24154**
Accessori fissaggio (da 13W a 28W)
Fitting accessories (from 13W to 28W)



- 4 Cod. 24179**
Accessori fissaggio (35W)
Fitting accessories (35W)

SPECIAL OFFER


FLUO Classica 120V



1180 (28W)



120V 50/60Hz **IK08** **IP20**



colour	W		K		Kg	CELL	Q.tà Pcs	NET PRICE
B	28	G5 T5	4100	30	0.82	28583	655	PROMO € 1,00

Accessori inclusi - Accessories included



SPECIAL OFFER

Quantitativo minimo **10** pezzi per cod. **Fino ad esaurimento scorte**
 Minimum quantity **10** pieces per cod. **Untill stock last**

LED Moon C



LED Moon C è un apparecchio da plafone multilampada a LED ideale per gli ambienti commerciali (supermercati, grandi magazzini, retail, ecc.) per uffici e in qualsiasi ambiente dove è necessario un'illuminazione diretta.

Può essere applicato a: soffitto.

Corpo: alluminio galvanizzato con profilo e interno Bianco RAL 9010.

Orientabilità: dotato di snodo che consente l'orientamento della base e della singola sorgente luminosa $\pm 60^\circ$ rispetto all'asse centrale e verticale.

Cablaggio: completo di alimentazione convenzionale, dotato di morsetteria a 3 poli sul primario e connessione rapida sul secondario.

Conforme alla norma: EN60598-1, RG0 nessun rischio fotobiologico ai fini della norma EN62471.

Led: mantenimento del flusso luminoso minimo al 80%: 50.000h (L80B10).

LED Moon C is an LED multi-lamp ceiling appliance ideal for commercial environments (shops, supermarkets, department stores, etc.) for offices and for anywhere that requires direct lighting.

It can be applied to: ceiling.

Body: in galvanised aluminium with RAL 9010 White.

Adjustability: fitted with a joint which allows the lamp head to be tilted $\pm 60^\circ$ relative to the central and vertical planes.

Wiring: complete with electronic power supply, equipped with 2 pole terminal board on primary.

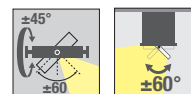
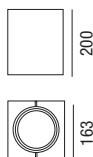
According to standard: EN60598-1, RG0 exempt from photo-biological risks in compliance with standard EN62471.

Led: LUMILED maintenance of minimum luminous flux to 80%: 50.000h (L80B10).

220-240V 50/60Hz



LED Moon C1



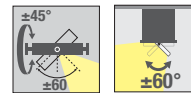
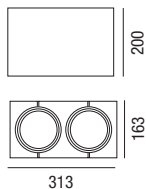
CRI >80



colour	W	mA		K	Lm		pcs	Kg	CELL	Q.tà	Euro	NET PRICE
B	27 (10-14)	700	1 x Vega lamp	6000	2600	30° (15°-45°)	001	2.90	30734	100	126,00	PROMO
B	27 (10-14)	700	1 x Vega lamp	3000	2450	30° (15°-45°)	001	2.90	30735	100	126,00	€ 20,00

Su richiesta sono disponibili nei colori Grigio e nero - *Upon request available in Grey and Black colour*

LED Moon C2



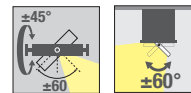
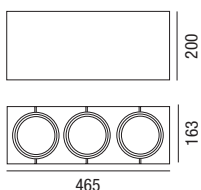
CRI >80



colour	W	mA		K	Lm		pcs	Kg	CELL	Q.tà	Euro	NET PRICE
B	54	700	2 x Vega lamp	6000	5200	30° (15°-45°)	001	3.90	30738	100	220,50	PROMO
B	54	700	2 x Vega lamp	3000	4900	30° (15°-45°)	001	3.90	30739	100	220,50	€ 40,00

Su richiesta sono disponibili nei colori Grigio e nero - *Upon request available in Grey and Black colour*

LED Moon C3



CRI >80



colour	W	mA		K	Lm		pcs	Kg	CELL	Q.tà	Euro	NET PRICE
B	81	700	3 x Vega lamp	6000	7800	30° (15°-45°)	001	4.90	30742	100	411,60	PROMO
B	81	700	3 x Vega lamp	3000	7350	30° (15°-45°)	001	4.90	30743	100	411,60	€ 60,00

Su richiesta sono disponibili nei colori Grigio e nero - *Upon request available in Grey and Black colour*

Quantitativo minimo **10** pezzi per cod. **Fino ad esaurimento scorte** - Minimum quantity **10** pieces per cod. **Untill stock last**

SPECIAL OFFER

SPECIAL OFFER

Quantitativo minimo **10** pezzi per cod. **Fino ad esaurimento scorte**
 Minimum quantity **10** pieces per cod. **Untill stock last**

Idro



IDRO è un incasso con cornice bianca ad alta resistenza all'acqua da inserire in fontane, in piscine e in qualsiasi genere di ambiente acquatico.

Può essere utilizzato solo in immersione nell'acqua per creare suggestivi scenari di luce.

IDRO è la soluzione ideale per illuminare i momenti di relax.

Applicazione: Incasso solo in immersione. Max 1m di profondità

Corpo: in policarbonato. Viterie in acciaio inox

Cablaggio: Cablaggio completo di 3 metri di cavo H07RN-F 2x1,5 mm²

Sorgente: DA ORDINARE A PARTE

Colori: policarbonato bianco

Alimentazione: a richiesta

IDRO is a downlighter with white frame with high water resistance for installation in fountains, swimming pools and in any other water environment. It can be used only immersed in water to create suggestive light scenes.

IDRO is the ideal solution to illuminate your relax moments.

Application: Recessed only in immersion. Max 1m depth

Body: polycarbonate. Stainless steel external screws

Wiring: Complete with 3 m of H07RN-F 2x1.5 mm² cable

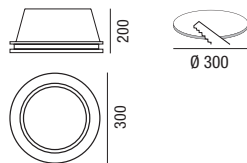
Light source: TO ORDER A PART

Colours: white polycarbonate

Power supply: upon request

12V **IK08** **IP68**

Idro



colour	pcs	Kg	S	Euro	Q.tà Pcs	NET PRICE
B	001	2.40	24158	70,35	120	PROMO € 10,00

Solo corpo - Only body



IP68

Sorgente LED da ordinare a parte, a luce bianca calda o RGB da 27W per ottenere moltissimi colori mediante le centraline di gestione.

Light LED source PAR 56 to order apart, with 27W warm light and RGB to obtain numberless colours by means of control units.



PAR56

Fig.	W	V	mA			K		lm	Ra	DIM			H mm	Ø mm	PCS	CBM m³	EAN 8032793	Code
- 1 -	27	12Vdc	-	cavo	160°	3000	A+	1350	80	NO	15.000	25.000	100	183	10	0,0044	ASN 858713	24169
- 1 -	27	27Vdc	350	cavo	160°	FULLCOLOR	A+	-	-	NO	15.000	25.000	100	183	12	0,0044	ASN 851912	24162

MONOCROMATICO: cavo in uscita in silicone a 2 conduttori. Lunghezza 1m - **MONOCHROMATIC:** 2-conductor silicone output cable. Length 1m.

RGB: cavo in uscita in silicone a 4 conduttori. Lunghezza 1m - **RGB:** 4-conductor silicone output cable. Length 1m.

SPECIAL OFFER