

LED Mercedes S-C



Serie di apparecchi a LED per ambienti dove sia necessaria una luce diffusa perfettamente omogenea.

Installazione: a plafone o sospensione (con accessori di montaggio non inclusi)

Corpo e telaio: struttura in Alluminio verniciato.

Verniciatura: di tipo poliestere eseguita a polvere.

Diffusore: lastra in policarbonato diffondente.


Schermo: in policarbonato opale di spessore 2mm.

Temperatura colore: 3000K - 4000K .

Led: mantenimento del flusso luminoso minimo al 80%: 50.000h (L80B10).

Driver: conforme alle norme EN55015, EN6100-3-2, EN6100-3-3, EN61347-1, EN61347-2-13, EN61547, EN62384.

Fattore di potenza $\geq 0,95$.

Prodotto conforme alle direttive: 

Series of LED devices for environments requiring a perfectly evenly diffused light.

Installation: on ceiling or suspension (with not included assembly accessories)

Body and frame: structure in painted aluminum.

Coating: coated with powdered polyester.

Diffuser: sheet in diffusing polycarbonate.


Shield: in 2mm thick opal polycarbonate.

Color temperature: 3000k or 4000K.

Led: maintenance of 80% minimum luminous flux: 50,000h (L80B10).

Driver: in compliant with standards EN55015, EN6100-3-2, EN6100-3-3, EN61347-1, EN61347-2-13, EN61547, EN62384.

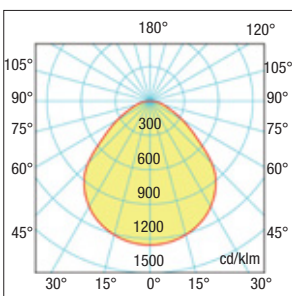
Power factor $\geq 0,95$.

Product compliant with directives: 

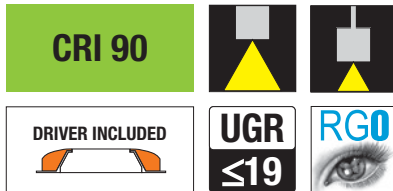
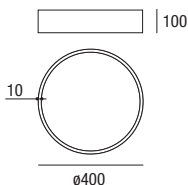
LED Mercedes 40 - S-C



Dati fotometrici Photometric data



220-240V 50/60Hz **IK07** **IP40**



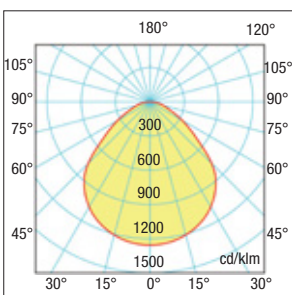
colour	W max		Lm output	K	pcs	Kg	CELL
B	24	Led SMD	1600	3000	001	3,50	6024-400
N	24	Led SMD	1600	3000	001	3,50	6024-400B
B	24	Led SMD	1600	3000	001	3,50	6024-400DA
N	24	Led SMD	1600	3000	001	3,50	6024-400BDA
G	24	Led SMD	1600	3000	001	3,50	6024-400G
R	24	Led SMD	1600	3000	001	3,50	6024-400R

N RAL9005 **G** RAL 9006 **R** RAL 3020 - tempi di consegna 30 giorni - *available in 30 days*


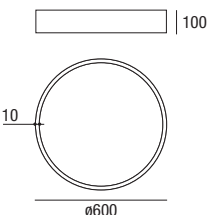
LED Mercedes 60 - S-C



Dati fotometrici Photometric data



220-240V 50/60Hz **IK07** **IP40**

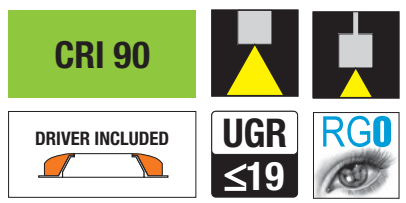
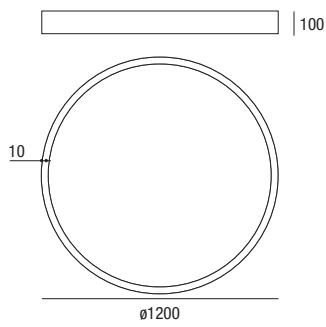


colour	W max		Lm output	K	pcs	Kg	CELL
B	48	Led SMD	3000	3000	001	3,50	6048-600
N	48	Led SMD	3000	3000	001	3,50	6048-600B
B	48	Led SMD	3000	3000	001	3,50	6048-600DA
N	48	Led SMD	3000	3000	001	3,50	6048-600BDA
G	48	Led SMD	3000	3000	001	3,50	6048-600G
R	48	Led SMD	3000	3000	001	3,50	6048-600R
B	48	Led SMD	3000	4000	001	3,50	6048-600/4K
N	48	Led SMD	3000	4000	001	3,50	6048-600B/4K
B	48	Led SMD	3000	4000	001	3,50	6048-600/4KDA
N	48	Led SMD	3000	4000	001	3,50	6048-600B4KDA
G	48	Led SMD	3000	4000	001	3,50	6048-600/4KG
R	48	Led SMD	3000	4000	001	3,50	6048-600/4KR

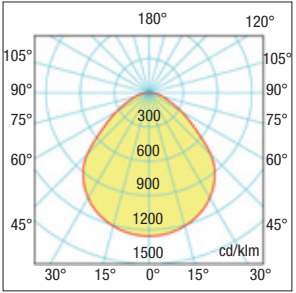
N RAL9005 **G** RAL 9006 **R** RAL 3020 - tempi di consegna 30 giorni - *available in 30 days*

Ceiling/suspended

220-240V 50/60Hz 650° **IK07** **IP40**



Dati fotometrici
Photometric data




colour	W max		Lm output	K	pcs	Kg	CELL
B	120	Led SMD	13000	3000	001	15,50	6048-1200
N	120	Led SMD	13000	3000	001	15,50	6048-1200B
B	120	Led SMD	13000	3000	001	15,50	6048-1200DA
N	120	Led SMD	13000	3000	001	15,50	6048-1200BDA
G	120	Led SMD	13000	3000	001	15,50	6048-1200G
R	120	Led SMD	13000	3000	001	15,50	6048-1200R
B	120	Led SMD	13000	4000	001	15,50	6048-1200/4K
N	120	Led SMD	13000	4000	001	15,50	6048-1200B/4K
B	120	Led SMD	13000	4000	001	15,50	6048-1200/4KD
N	120	Led SMD	13000	4000	001	15,50	6048-1200B4KD
G	120	Led SMD	13000	4000	001	15,50	6048-1200/4KG
R	120	Led SMD	13000	4000	001	15,50	6048-1200/4KR

N RAL9005 **G** RAL 9006 **R** RAL 3020 - tempi di consegna 30 giorni - *available in 30 days*

Ceiling/suspended



Colori disponibili - available colours




N RAL9005 **G** RAL 9006 **R** RAL 3020 - tempi di consegna 30 giorni - *available in 30 days*

Accessori sospensione non inclusi - Not included suspension accessories



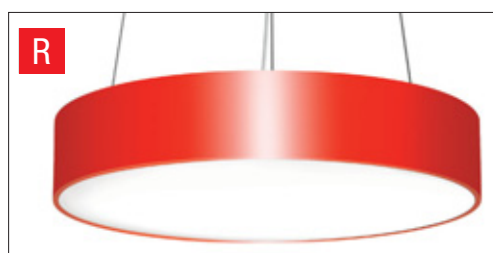
Cod. 6024-S
Cod. 6024-S-1200



Cod. 6024-G-S
Cod. 6024-G-S-1200



Cod. 6024-B-S
Cod. 6024-B-S-1200



Cod. 6024-R-S
Cod. 6024-R-S-1200

Ceiling/suspended