
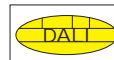


LED Direction

A richiesta
On demand

0-10V



Faretto da incasso orientabile per interni equipaggiato di sorgente luminosa a LED. Adatto per illuminazione domestica, negozi, alberghi, musei ed esposizioni.

Installazione: incasso a soffitto

Corpo: alluminio pressofuso

Orientabilità: verticale 45°

Verniciatura: di tipo poliestere, eseguita a polvere Bianco RAL 9010.

Trattamenti Superficiali a richiesta: doratura (oro), cromatura (cromo) RAL9004 Nero.

Cablaggio: rapido, come da foto.

Conforme alla norma: EN60598-1, RG0 nessun rischio fotobiologico ai fini della norma EN62471.

Led: mantenimento del flusso luminoso minimo al 80%: 50.000h (L80B10).

Driver: incluso nel Kit.

Adjustable flush mounting spotlight for interiors equipped with LED light source. Suitable for lighting homes, shops, hotels, museums and exhibitions.

Installation: ceiling flush mounting

Body: die-cast aluminium

Adjustable: vertical 45°

Painting: powder polyester coating White RAL 9010.

Surface treatments on request: gold plating (gold), chrome plating (chrome) RAL9004 Black.

Wiring: quick, as per the photo.

Compliant with standard: EN60598-1, RG0 no photobiological risk for the purposes mentioned in standard EN62471.

LED: maintenance of 80% minimum luminous flux: 50,000h (L80B10).

Driver: included in the Kit.

220-240V 50/60Hz



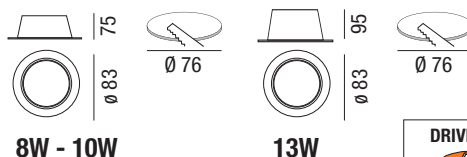
IK04

IP20

Kit Direction power LED



Colori a richiesta - Colors on request



8W - 10W

13W

DRIVER INCLUDED
MULTIPOWER

CRI 90



colour	W max			mA max	Lm	K	pcs	Kg	CELL
B	8	3 Led SMD	40°	700	800	3000	010	0.60	30608NAPO
N	8	3 Led SMD	40°	700	800	3000	010	0.60	30608NAPOBK
B	10	7 Led SMD	40°	500	1050	3000	010	0.60	30608/ATLAS
N	10	7 Led SMD	40°	500	1050	3000	010	0.60	30608ATLAS/BK
B	13	Led COB	40°	350	1400	3000	010	0.60	30608/V10
B	13	Led COB	40°	350	1400	4000	010	0.60	30617/V10

Tabella di scelta potenza driver LED (incluso) - LED Power supply table choice (included)



Fornito di dip switch per la selezione della tensione in uscita. Il driver incluso nella confezione è normalmente settato alla massima corrente. Se necessario è possibile diminuire la potenza e di conseguenza i lumen output.

Equipped with dip switch for selecting the voltage output. The driver included inside the package is usually set to max power. If necessary it is possible to decrease the power and consequently the lumen output.

Dati fotometrici - Photometric data

