

Quantitativo minimo 50 pezzi per cod. Fino ad esaurimento scorte - Minimum quantity 50 pieces per cod. Untill stock last

**SPECIAL OFFER** Quantitativo minimo **50** pezzi per cod. **Fino ad esaurimento scorte**  
 Minimum quantity **50** pieces per cod. **Untill stock last**


# FLUO Classica

220-240V 50/60Hz


## FLUO Classica



**SPECIAL OFFER**  
 fino ad esaurimento scorte  
 Untill stock last



583 (13W)  
 1518 (35W)



1184 (28W)  
 1484 (35W)



/NEW

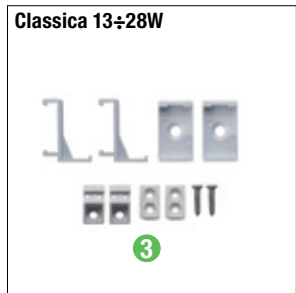


colour	W		K		Kg	CELL	Q.tà Pcs	NET PRICE
B	13	G5 T5	3000	30	0.40	30931	870	<b>PROMO € 1,00</b>
B	28	G5 T5	3000	20	0.80	30933/NEW	930	
B	35	G5 T5	6000	20	0.80	28489	685	
B	35	G5 T5	3000	12	1.00	30965/NEW	2.300	
B	35	G5 T5	4100	12	1.00	30964/NEW	5.224	

### Accessori inclusi - Accessories included



- 1 Cod. 24153**  
Cavo di 1,8m con connettore e spina - 1,8m wire with connector and plug
- 2 Cod. 24157**  
Cavo di 15cm con 2 connettori - 15cm wire with two connector




- 3 Cod. 24154**  
Accessori fissaggio (da 13W a 28W)  
Fitting accessories (from 13W to 28W)



- 4 Cod. 24179**  
Accessori fissaggio (35W)  
Fitting accessories (35W)

**SPECIAL OFFER**

## FLUO Classica 120V



1180 (28W)



120V 50/60Hz



colour	W		K		Kg	CELL	Q.tà Pcs	NET PRICE
B	28	G5 T5	4100	30	0.82	28583	655	<b>PROMO € 1,00</b>

### Accessori inclusi - Accessories included

