


REATTORI CONVENZIONALI PER LAMPADRE FLUORESCENTI

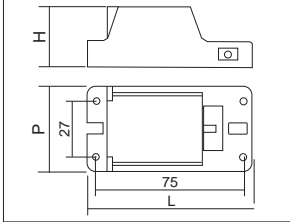
CONVENTIONAL BALLAST FOR FLUORESCENT LAMPS

FLUO

Indice efficienza energetica **A3** vendibili in CEE solo come parti di ricambio o in paesi extra CEE
 Energy efficiency index **A3** can be sold in the CEE market only as spare parts, or extra CEE countries



Dimensioni (mm) - Dimensions (mm)

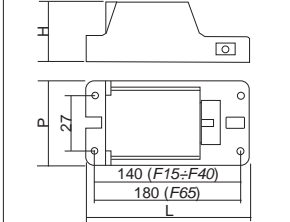


Reattori convenzionali per lampade fluorescenti a catodi preriscaldati
 Built-in conventional ballast for fluorescent lamps with pre-heated cathodes

Article	W Lamp	A Lampada	Δt °C	μF rfasam.	Lamp holder		LPH \uparrow \downarrow mm	PCS	CCM cm ³	Code
FC9	1xFSD-5-I	0,180	65	2	G23	340	85x40x28	36	2.040	S53103
	1xFSD-7-I	0,175			G23					
	1xFD-8-E	0,165			G5					
	1xFSD-9-I	0,160			G23					
	1xFSD-11-I	0,160			G23					
FC13	1xFSQ-10-I	0,190	65	2	G24d1	340	85x40x28	36	2.040	S53105
	1xFSQ-13-I	0,165			G24d1					
	1xFSM-13-I	0,165			GX24d1					
	1xFD-13-E	0,165			G5					
	2xFSD-5-I	0,190			G23					
	2xFD-6-E	0,160			G5					
	2xFSD-7-I	0,180			G23					
2xFSD-9-I	0,160	G23								
FC18	1xFSQ-18-I	0,220	65	2	G24d2	340	85x40x28	20	2.040	S53109
	1xFSM-18-I	0,220			GX24d2					



Dimensioni (mm) - Dimensions (mm)



Reattori convenzionali per lampade fluorescenti a catodi preriscaldati
 Built-in conventional ballast for fluorescent lamps with pre-heated cathodes

Article	W Lamp	A Lampada	Δt °C	μF rfasam.		Lamp holder		LPH \uparrow \downarrow mm	PCS	CCM cm ³	Code	
				*	+							
F20	1xFD-18-E	0,370	70	2,7	4,5	G23	550	150x42x29	36	4.050	S53305	
	1xFSD-18-E			2,7	4,5	2G11						
	1xFD-20-E			2,7	4,5	G13						
	1xFC-22-E			0,340	2,6	4,5						2G11
	1xFSD-24-E			0,340								
	1xFSQ-26-I			0,315								
F30	1xFD-30-E	0,365	70	4,5	3	G13	550	150x42x29	36	4.050	S53309	
	2xFD-15-E	0,330		4,5	3	G13						
F32	1xFC-32-E	0,425	65	4,5	3,6	G10q	550	150x42x29	36	4.050	S53311	
F40	1xFSD-36-E	0,430	70	3,4	4,5	2G11	550	150x42x29	36	4.050	S53313	
	1xFD-36-E	0,430		3,4	4,5	G13						
	1xFD-40-E	0,430		3,4	4,5	G13						
	2xFD-18-E	0,370		3,4	4,5	G13						
	2xFD-20-E	0,370		3,4	4,5	G13						
F65	1xFD-58-E	0,670	70	5,3	7	G13	790	195x42x29	24	2.700	S53315	
	1xFD-65-E	0,670		5,3	7	G13						

* Parallelo/Parallel 250V

+ Serie/Series 400V



Article	W Lamp	ta °C	\varnothing D mm	L mm	PCS	CCM cm ³	Code
SC422	4÷22	-25...+70	21	35	25	175	S53991
SC480	4÷80	-25...+70	21	35	25	175	S53993

Starter Convenzionale - Conventional Starter

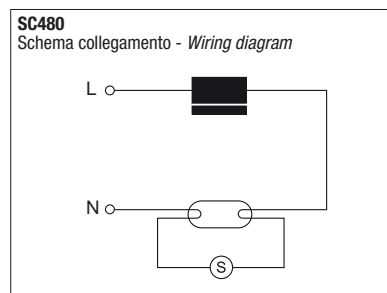
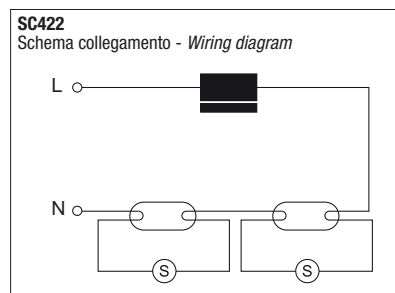










TABELLA DI SCELTA BALLAST ELETTRONICI per lampade fluorescenti compatte

CHOICE TABLE ELECTRONIC BALLAST for compact fluorescent lamps

FLUO

Conformi alla direttiva Europea n° 245/2009 - Indice efficienza energetica A2 e A2 BAT
Compliance with European Directive n° 245/2009 - Energy efficiency index A2 and A2 BAT

TIPO DI LAMPADA LAMP TYPE	PORTALAMPADA LAMPHOLDER	LAMP (W)	S/BCFE/8	S/BCFE/2x14/B	S/BCFE/21	S/BCFEI/21	S/BCFEIL/21	S/BCFE/2x21/B	EB239G5 - RN2112/E	S/BCFR1/M42	S/BCFEIL/24	S/BCFR2/M32	EBS42 - RN2412	CBC32-42 - 817707.0101		
			3	4	3	1	2	4	5	6	2	6	8	8		
TC - S/E		2G7	5	1x												
			7	1x												
			9		2x											
			11		2x											
TC - D/E		G24q-1	10													
		G24q-1	13													
		G24q-2	18			1x	1x	1x	2x							
		G24q-3	26							1x	1x	2x	1x			
TC - T/E		GX24q-1	13													
		GX24q-2	18			1x	1x	1x	2x							
		GX24q-3	26								1x	1x	2x	1x		
		GX24q-3	32								1x		2x	1x		
		GX24q-4	42								1x			1x		
GX24q-5	57															
TC - F		2G10	18										1x			
			24								1x	1x	2x			
			36								1x					
TC - L		2G11	18										1x			
			24								1x	1x	2x			
			36								2x	1x				
			40								2x	1x				
			55													
TC - DDE		GR10q	10													
			16				1x	1x								
			21										1x			
			28									1x				
FC - T5C		2GX13	22									1x	1x	2x		
			40									1x				
			55													
TL - E		G10q	22										1x			
			32									1x				
			40									1x				



Code	LPH	PCS	CCM cm³
S/BCFEI/21	80x40x22	10	1.564



Code	LPH	PCS	CCM cm³
S/BCFE/8	115x34x19	10	1.564
S/BCFE/21	144x22x22	10	1.564



Code	LPH	PCS	CCM cm³
S/BCFEIL/21	144x22x22	10	1.564
S/BCFEIL/24	144x22x22	10	1.564
RN2480	144x22x22	10	1.564
RN2493	144x22x22	10	1.564
RN2494	144x22x22	10	1.564



Code	LPH	PCS	CCM cm³
S/BCFE/2x14/B	170x41x20	10	3.971
S/BCFE/2x21/B	170x41x20	10	3.971

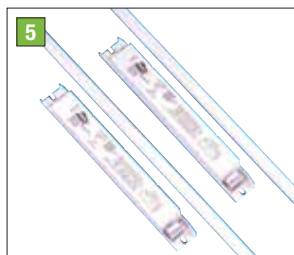
TABELLA DI SCELTA BALLAST ELETTRONICI per lampade fluorescenti compatte

CHOICE TABLE ELECTRONIC BALLAST for compact fluorescent lamps

FLUO

Conformi alla direttiva Europea n° 245/2009 - Indice efficienza energetica A2 e A2 BAT
Compliance with European Directive n° 245/2009 - Energy efficiency index A2 and A2 BAT

TIPO DI LAMPADA LAMP TYPE	PORTALAMPADA LAMPHOLDER	LAMP (W)	BCPL/MA/13/B	S/BCFR1/M18	S/BCFR2/M18	S/BCFR2/M26	S/BCFR2/M42	EBS36 - RN2410	EBS226 - RN2458	EBS-F-226 - RN2459	MSL14-21 - RN2480	MSL4-8 - RN2493	MSL9-16 - RN2494	DL154-58	DL180	DS118	DS155		
			7	6	6	6	6	6	6	6	6	2	2	2	5	5	6	6	
TC - S/E		2G7	5									1x							
			7									1x							
			9											1x					
			11											1x					
TC - D/E		G24q-1	10	1x									1x						
		G24q-1	13	1x	1x	2x						1x		1x					
		G24q-2	18		1x	2x						1x					1x		
		G24q-3	26				2x	2x		2x	2x								
TC - T/E		GX24q-1	13	1x	1x	2x						1x							
		GX24q-2	18		1x	2x						1x					1x		
		GX24q-3	26				2x	2x		2x	2x								
		GX24q-3	32					2x											
		GX24q-4	42					2x											
GX24q-5	57																		
TC - F		2G10	18				2x		2x	2x									
			24				2x		2x	2x									
			36				2x	1x											
TC - L		2G11	18				2x		2x	2x									
			24				2x		2x	2x									
			36						2x	1x									
			40					2x											
			55												1x	1x			1x
TC - DDE		GR10q	10										1x						
			16										1x						
			21																
			28																
TL-E		GR10q	22				2x												
			32				2x												
			40				2x												
FC - T5C		2GX13	22				2x												
			40				2x												
			55																1x



Code	LPH	PCS	CCM cm³
RN2112/E	325x29x29	1	297
DL154-58	359x29x26	20	6.660
DL180	359x29x26	20	6.660



Code	LPH	PCS	CCM cm³
BCPL/MA/13/B	Ø40x40	50	4.000



Code	LPH	PCS	CCM cm³
S/BCFR1/M42	103x67x30	10	7.546
S/BCFR2/M26	123x79x33	10	7.546
S/BCFR2/M32	123x79x33	10	7.546
S/BCFR2/M42	123x79x33	10	7.546
S/BCFR1/M18	103x67x30	10	7.546
S/BCFR2/M18	123x79x33	10	7.546
RN2410	103x67x30	1	262,15
RN2458	103x67x30	1	262,15
RN2459	162x80x33	1	437,55
DS118	123x78x31	1	330
DS155	123x78x31	1	330






TABELLA DI SCELTA BALLAST ELETTRONICI per lampade fluorescenti lineari

CHOICE TABLE ELECTRONIC BALLAST for linear fluorescent lamps

FLUO

Conformi alla direttiva Europea n° 245/2009 - Indice efficienza energetica A2 e A2 BAT
Compliance with European Directive n° 245/2009 - Energy efficiency index A2 and A2 BAT

TIPO DI LAMPADA LAMP TYPE	PORTALAMPADA LAMPHOLDER	LAMP (W)	S/BCFE/8	EB6FH8G5 - RN2470	EBM14G5 - RN2120	EBM21G5 - RN2122	S/BCFE/21	S/BCFEI/21	S/BCFEIL/21	S/BCFE/2x21/B	EB39G5 - RN2251	EB49G5 - RN2256	EB54G5 - RN2107	EB39G5 - RN2251/E	EB54G5 - RN2107/E	EB239G5 - RN2112/E	EB249G5 - RN2114/E			
			3	5	6	6	3	1	2	4	7	7	7	7	7	7	7			
T2 	W 4,3	6	1x																	
		8	1x																	
		11																		
		13																		
T5 	G5	L	4	1x																
			6	1x	1x															
			8		1x	1x														
		13			1x															
		FH	14			1x														
			21				1x	1x	1x	1x	2x									
	28																			
	FQ	35																		
		24																		
		39									1x				1x		2x			
		49										1x						2x		
			54											1x						
		80																		
T8 	G13	10																		
		14																		
		15																		
		16																		
		18																		
		25																		
		30																		
		36															2x			
58																				



Code	LPH	PCS	CCM cm³
S/BCFEI/21	80x40x22	10	1.564



Code	LPH	PCS	CCM cm³
S/BCFEIL/24	144x22x22	10	1.564
RN2480	144x22x22	10	1.564
RN2493	144x22x22	10	1.564
RN2494	144x22x22	10	1.564



Code	LPH	PCS	CCM cm³
S/BCFE/8	115x34x19	10	1.564
S/BCFE/21	144x22x22	10	1.564



Code	LPH	PCS	CCM cm³
S/BCFE/2x21/B	170x41x20	10	1.968



Code	LPH	PCS	CCM cm³
RN2470	177x22x20	1	112,5





Code	LPH	PCS	CCM cm³
RN2120	100x31x20	20	1.564
RN2122	100x31x20	20	1.564


TABELLA DI SCELTA BALLAST ELETTRONICI per lampade fluorescenti lineari

CHOICE TABLE ELECTRONIC BALLAST for linear fluorescent lamps

FLUO

Conformi alla direttiva Europea n° 245/2009 - Indice efficienza energetica A2 e A2 BAT
 Compliance with European Directive n° 245/2009 - Energy efficiency index A2 and A2 BAT

LAMP TYPE	PORTALAMPADA LAMPHOLDER	LAMP (W)	S/BCFR1/M42	S/BCFR2/M42	S/BCFEL/24	EB15G13 - RN2091	EB36G13 - RN2094/E	RN2094 MP	RN2098 MP	MSL14-21 - RN2480	MSL4-8 - RN2493	MSL9-16 - RN2494	EBM21G5 - RN2122	DL149	DL154-58	DL180	DS226-42	RN2476			
			9	9	2	7	7	7	7	7	2	2	2	4	7	7	7	9	7		
T5 	L	4									1x										
		6									1x										
		8										1x									
		13											1x								
	FH	14									1x		1x							2x	
		21									1x			1x						2x	
		28																		2x	
		35																			
	FQ	24	1x	2x	1x															2x	
		39	1x	2x																2x	
		49	1x												1x						
		54														1x					
		80														1x					
T8 	G13	10										1x									
		14																			
		15				1x							1x								
		16											1x								
		18		2x	1x			1x	2x												
		25																			
		30																			
		36	1x	2x			1x	1x	2x												
58								1x	2x						1x						



Code	LPH ↓ mm	PCS	CCM cm³
RN2251	278x30x21	20	10.098
RN2256	235x30x21	20	10.098
RN2107	278x30x21	20	10.098
RN2251/E	280x30x21	20	10.098
RN2107/E	280x30x21	20	10.098
RN2112/E	325x29x29	20	10.098
RN2114/E	360x29x29	20	10.098
RN2091	240x30x29	20	10.098
RN2094/E	280x30x21	20	10.098
DL149	359x29x26	20	10.098
DL154-58	359x29x26	20	10.098
DL180	359x29x26	20	10.098
RN2094MP	230x40x28	20	10.098
RN2098MP	230x40x28	20	10.098
RN2476	278x30x21	20	10.098



Code	LPH ↓ mm	PCS	CCM cm³
S/BCFR1/M42	103x67x30	10	7.546
S/BCFR2/M42	123x79x33	10	7.546
DS226-42	123x78x31	10	7.546