

**SPECIAL  
OFFER**

**fino ad esaurimento scorte  
Untill stock last**

**DRIVER  
INCLUDED**



NET PRICE  
**20,00 €**

**Semplice - Axolute trifase**  
Pag. 2



NET PRICE  
**20,00 €**

**Retail - Primadonna trifase**  
Pag. 3



NET PRICE  
**30,00 €**

**Iside**  
Pag. 4



NET PRICE da  
**10,00 €**

**Hemisphere - Strip LED**  
Pag. 5



NET PRICE da  
**20,00 €**

**Moon serie**  
Pag. 6



NET PRICE da  
**15,00 €**

**Occhio**  
Pag. 8



NET PRICE  
**20,00 €**

**Effect**  
Pag. 10



NET PRICE da  
**20,00 €**

**Galileo/Galileo Round**  
Pag. 11



NET PRICE da  
**30,00 €**

**Style**  
Pag. 12



NET PRICE da  
**4,00 €**

**Otto Q3**  
Pag. 13



NET PRICE da  
**10,00 €**

NET PRICE da  
**15,00 €**

**Star - Colonia**  
Pag. 14 - Pag. 15



NET PRICE  
**0,50 €**

**Direction - Fermasy**  
Pag. 16



NET PRICE da  
**35,00 €**

**Flash HL111-MR16**  
Pag. 17-18



NET PRICE da  
**20,00 €**

**Moon C serie**  
Pag. 19



NET PRICE da  
**2,00 €**

**Plafoniere LED - Plafoniere Spot**  
Pag. 20 - 22



NET PRICE da  
**100,00 €**

**AGP - Sport**  
Pag. 23 - 25



NET PRICE da  
**120,00 €**

NET PRICE da  
**5,00 €**

**Extreme - Virgola**  
Pag. 26 - 27



NET PRICE da  
**65,00 €**

**Maxispluga**  
Pag. 28



NET PRICE da  
**0,08 €**

**Components**  
Pag. 29-31



NET PRICE da  
**0,50 €**

**Lampadine - Ballast Fluo**  
Pag. 32-38

**Consegna: se non PRESENTI A STOCK entro 30gg dal ricevimento ordine per tutti i prodotti serie PROMO IN EVIDENZA.  
Delivery: if they are NOT IN STOCK within 30 days from receipt of order for all PROMO PRODUCTS IN EVIDENCE.**

# LED Semplice - LED Axolute



Serie di apparecchi da binario trifase euro standard.  
**Materiali:** in lega di alluminio ossidato  
**Verniciatura:** a polvere in colore Bianco RAL9010, Grigio satinato RAL9006 (LED Axolute 1 Meissa). Bianco RAL9010, Nero RAL9005 (LED Semplice 1).  
**Conforme alla norma:** EN60598-1, RGO nessun rischio fotobiologico ai fini della norma EN62471.  
**Led: Samsung (Axolute)** mantenimento del flusso luminoso minimo al 80%: 50.000h (L80B10).  
**Led: Seoul Acriche (Semplice1)** mantenimento del flusso luminoso minimo al 80%: 50.000h (L80B10).

*Lighting series for three-phase Eurostandard tracks.*

**Materials:** oxidized aluminum  
**Coating:** in powder coated RAL9010 White, RAL9006 Grey (LED Axolute 1 Meissa). RAL9010 White, RAL9005 Black (LED Semplice 1).  
**According to standard:** EN60598-1, RGO exempt from photo-biological risks in compliance with standard EN62471.  
**Led: Samsung(Axolute)** maintenance of minimum luminous flux to 80%: 50.000h (L80B10).  
**Led: Seoul Acriche (Semplice1)** maintenance of minimum luminous flux to 80%: 50.000h (L80B10).

Fino ad esaurimento scorte - Until stock last

SPECIAL OFFER

220-240V 50/60Hz



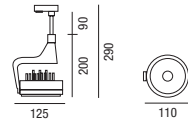
IK07

IP20



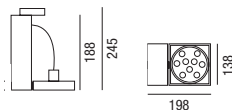
CRI >80

## LED Semplice 1








colour	W	Beam	K	Lm	pcs	Kg	CELL	Q.tà	Euro	NET PRICE
B	17	95°	4000	1520	001	0.72	31281	500	143,00	<b>PROMO € 20,00</b>
G	17	95°	4000	1520	001	0.72	31283	750	143,00	

## LED Axolute 1 Meissa



colour	W	Beam	lm	K	pcs	Kg	CELL	Q.tà	Euro	NET PRICE
G	19	40°	1650	3000	001	2.30	32518	350	157,00	<b>PROMO € 20,00</b>
B	19	40°	1650	3000	001	2.30	32519	350	157,00	
B	19	40°	1650	3000	001	2.30	32491	300	157,00	

# LED Retail

220-240V 50/60Hz      **IK07** **IP20**

## LED Retail trifase U-BOOT



**+40 C° -20** **DRIVER INCLUDED** **FLICKER FREE** **RG0** **CRI >90**



colour	W	lm output	K	△	pcs	Kg	CELL	Q.tà	NET PRICE	
B	19	1650	3000	25°	001	1,30	32555	1000	<b>PROMO € 20,00</b>	
B	19	1650	3000	40°	001	1,30	3255540	1000		
B	19	1730	4000	25°	001	1,30	325554K	1000		
B	19	1730	4000	40°	001	1,30	325554K40	1000		
<b>DALI 2</b>	B	19	1650	3000	25°	001	1,30	32555DA	1000	<b>PROMO € 30,00</b>
<b>DALI 2</b>	B	19	1650	3000	40°	001	1,30	32555DA40	1000	
<b>DALI 2</b>	B	19	1730	4000	25°	001	1,30	325554KDA	1000	
<b>DALI 2</b>	B	19	1730	4000	40°	001	1,30	325554KDA40	1000	

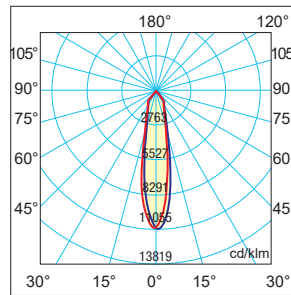
## LED Retail plafone



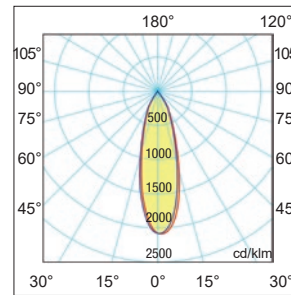
colour	W	lm output	K	△	pcs	Kg	CELL	Q.tà	NET PRICE
G	19	1650	3000	40°	001	1,30	32478	50	<b>PROMO € 20,00</b>

### Dati fotometrici - Photometric data

LED Retail - 25°



LED Retail - 40°



# LED Primadonna

220-240V 50/60Hz      **IK07** **IP20**

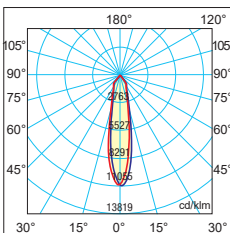
## LED Primadonna Bianco/White



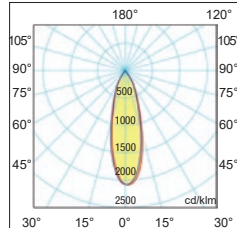
**+40 C° -20** **DRIVER INCLUDED** **FLICKER FREE** **RG0** **CRI >90**

colour	W	lm output	K	△	pcs	Kg	CELL	Q.tà PCS	Euro netto	
B	20	2000	3000	40°	001	1,20	32920/20	200	<b>20,00</b>	
B	20	2000	3000	24°	001	1,20	32921/20	200		
<b>U-BOOT</b>	B	30	3000	3000	40°	001	1,30	3292030UB	350	<b>25,00</b>
<b>U-BOOT</b>	B	30	3000	4000	40°	001	1,30	32920304KUB	118	

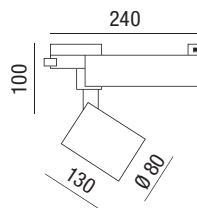
25°



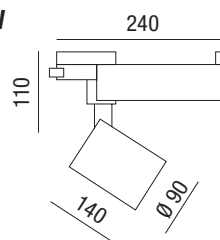
40°



20W



30W



# LED Iside



Serie di proiettori a sospensione con elevata resa cromatica per utilizzo in centri commerciali, supermercati per mettere in risalto i banchi di alimentari, uffici o spazi in coworking, concessionari e grandi aree in genere.

**Corpo:** vano porta componenti in alluminio pressofuso, verniciato a polveri poliesteri resistente alla corrosione ed agli agenti atmosferici. Dissipatore in lega di alluminio estruso. Piastra porta cablaggio in acciaio.

**Diffusore:** in policarbonato trasparente internamente prismaticizzato e all'esterno liscio antipolvere per una rapida pulizia, infrangibile e autoestinguente V2.

**Conforme alla norma:** EN60598-1, RGO nessun rischio fotobiologico ai fini della norma EN62471.

**Led:** mantenimento del flusso luminoso minimo al 80%: 50.000h (L80B10).

**Driver:** Incluso > 50.000 h  Fattore di potenza ≥0,95.

*Series of suspension projectors with high color rendering for use in shopping centers, supermarkets to highlight food counters, offices or coworking spaces, dealers and large areas in general.*

**Body:** component housing in die-cast aluminum, painted with polyester powder paint resistant to corrosion and atmospheric agents. Heat sink in extruded aluminum alloy. Steel wiring plate.

**Diffuser:** internally prismatic transparent polycarbonate and smooth dust-proof exterior for quick cleaning, unbreakable and self-extinguishing V2.

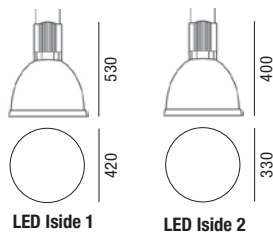
**Conforms to the standard:** EN60598-1, RGO no photobiological risk for the purposes of the EN62471 standard.

**Led:** maintenance of the minimum luminous flux at 80%: 50.000h (L80B10).

**Driver:** Included > 50,000 h Power factor ≥0.95.


Fino ad esaurimento scorte - Until stock last

## LED Iside 1 - LED Iside 2



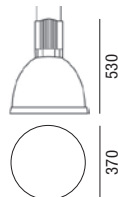
**CRI >80**



	colour	W		Lm output	K	pcs	Kg	CELL	Q.tà	Euro	NET PRICE
<b>LED Iside 1</b>	B	21	60°	2170	3000	001	2,80	30805/LED	400	180,00	<b>PROMO</b>
<b>LED Iside 2</b>	B	21	60°	2170	3000	001	2,80	30797/LED	52	180,00	<b>€ 30,00</b>


A richiesta: versione 4000K - **On demand:** 4000K versions

## LED Iside 3



**CRI >80**



	colour	W		Lm output	K	pcs	Kg	CELL	Q.tà	Euro	NET PRICE
	G	21	60°	2170	3000	001	2.80	30823/LED	70	180,00	<b>PROMO</b>
											<b>€ 30,00</b>

A richiesta: versione 4000K - **On demand:** 4000K versions

SPECIAL OFFER

# Hemisphere - Pendel Cap LED - LED Flex

## Hemisphere 500



220-240V 50/60Hz **IK07** **IP20**

colour	Source	Kg	Ø	S	Q.tà	Euro	NET PRICE
<b>B</b>	<b>E27</b>	2.00	340	5716	8	100,00	<b>PROMO € 20,00</b>
<b>B</b> <b>B</b>	<b>E27</b>	2.50	500	4856	4	170,00	<b>PROMO € 50,00</b>

# LED Flex monocromatica 12Vdc

**IP20** **IP67**

## LED Flex monocromatica 12V.



**CRI 90** **IP20** **DRIVER NOT INCLUDED**


colour	W/m	Led/mt *	Pitch LED	K	Lm/m	Efficiency	pcs	Width mm.	Q.tà	S+L	NET PRICE
<b>T</b>	14,4	78	38.46	3000	1440	100	1	10	1191	40904	<b>€ 5,00</b>
<b>T</b>	19,2	120	25	3000	1920	100	1	10	3100	30904	<b>€ 8,00</b>

**CRI 90** **IP67** **DRIVER NOT INCLUDED**

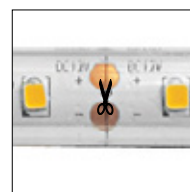
colour	W/m	Led/mt *	Pitch LED	K	Lm/m	Efficiency	pcs	Width mm.	Q.tà	S+L	NET PRICE
<b>T</b>	4,8	30	25	3000	480	100	1	10	866	90.001/012	<b>€ 8,00</b>
<b>T</b>	19,2	120	25	3000	1920	100	1	10	964	90.001/012PLUS	<b>€ 12,00</b>
<b>T</b>	19,2	120	25	4000	1920	100	1	10	1285	90.001/011PLUS	



**Per tutti i codici IP20/67 - For all codes**  
 Strisce a LED applicabili su superfici lisce, pulite ed asciutte con adesivo 3M.  
 LED strips applicable to smooth, clean and dry surfaces with 3M adhesive.



In caso sia necessario saldare dei nuovi cavi utilizzarli prestagnati e delle sezioni opportune; filo di stagno senza piombo con flussante no clean.  
 If it is necessary to weld eventual new cables, just use pre-solder and appropriate section cables, lead-free tin wire, with no-clean flushing.



Effettuare il taglio in corrispondenza del simbolo della forbice e la linea tratteggiata.  
 Make the cut in correspondence of the scissor symbol and dotted line.

Fino ad esaurimento scorte - Until stock last

SPECIAL OFFER

# DOWNLIGHTS Professional

Downlights progettati per illuminare spazi commerciali (supermercati, grandi magazzini, retail, ecc.), uffici e qualsiasi ambiente dove è necessaria un'illuminazione generale e d'accento. La struttura del faretto è a base tonda o quadrata, con ottica orientabile ed estraibile.

**Installazione:** ad incasso in controsoffitti di cartongesso (completo di staffe di fissaggio).

**Corpo e telaio:** in lamiera di acciaio, verniciata con polvere termoindurente poliestere.

**Staffe di fissaggio:** in acciaio.

**Verniciatura:** di tipo poliestere eseguita a polvere. Colore nero, cromo o bianco RAL 9010.

**Ottica:** concentrante, semi concentrante e diffondente.

**Temperatura di colore:** 3000K - 4000K.

**Driver:** incluso  Fattore di potenza  $\geq 0,95$ .

**Conforme alla norma:** EN60598-1, RG0 nessun rischio fotobiologico ai fini della norma EN62471.

**Led:** **SAMSUNG - PHILIPS** mantenimento del flusso luminoso minimo al 80%: 50.000h (L80B10).

*Downlights designed to light up retail spaces (supermarkets, department stores, shops, etc.), offices and any other place that requires general and spot lighting. The luminaire structure is round or square, with extractable and adjustable optic.*

**Installation:** recessed use in plasterboard false ceilings (complete with fixing brackets).

**Body and frame:** made by steel sheet, coated with polyester thermoset powder

**Fixing brackets:** made by steel.

**Coating:** coated with powdered polyester. Black, chrome or RAL 9010 white color.

**Optic:** clumping, semi-clumping and diffused.

**Color temperature:** 3000K - 4000K.

**Driver:** included  Power factor  $\geq 0,95$ .

**According to standard:** EN60598-1, RG0 exempt from photo-biological risks in compliance with standard EN62471.

**Led:** **SAMSUNG - PHILIPS** maintenance of minimum luminous flux to 80%: 50.000h (L80B10).

## LED Moon



Fino ad esaurimento scorte - Until stock last

SPECIAL OFFER

# LED Moon

A richiesta  
On demand

0-10V



WIRELESS



Sorgente luminosa/ Light source - Vega o Meissa + Driver RN9163 (500mA)

220-240V 50/60Hz



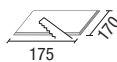
IK07

IP20

## LED Moon 1

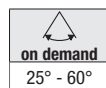
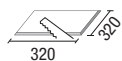
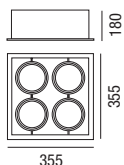


21W



colour	W max	K	Lm output	°	pcs	Kg	CELL	Q.tà	Euro	NET PRICE
B	19	3000	1650	40°	001	2.90	31750	300	60,00	<b>PROMO € 20,00</b>
B	19	4000	1730	40°	001	2.90	31750/4K	300	60,00	
N	19	3000	1650	40°	001	2.90	31350/M/NER	117	60,00	
G	19	3000	1650	40°	001	2.90	31050	70	60,00	

## LED Moon 4



colour	W max	K	Lm output	°	pcs	Kg	CELL	Q.tà	Euro	NET PRICE
S	76	3000	6600	40°	001	6,00	31110	600	200,00	<b>PROMO € 50,00</b>
S	76	4000	6920	40°	001	6,00	31110/4000	600	200,00	



## LED Occhio



Fino ad esaurimento scorte - Until stock last

SPECIAL OFFER

### Orientabilità - Adjustability



Sorgente luminosa/ Light source - Vega o Meissa + Driver RN9163 (500mA)

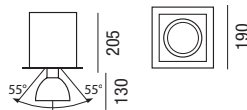
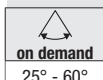

220-240V 50/60Hz



IK07

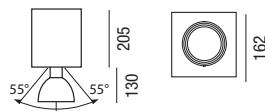
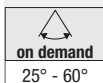
IP20

### LED Occhio 1



colour	W max	K	Lm output	◀ ▶	◀ ▶ on demand	pcs	Kg	CELL	Q.tà	Euro	NET PRICE
B	19	3000	1650	40°	25° - 60°	001	2.10	31193	2000	40,00	<b>PROMO € 15,00</b>
B	19	4000	1730	40°	25° - 60°	001	2.10	31293	2000	40,00	
S	19	3000	1650	40°	25° - 60°	001	2.10	31194	1000	40,00	
S	19	4000	1730	40°	25° - 60°	001	2.10	31294	1000	40,00	

### LED Occhio black 1

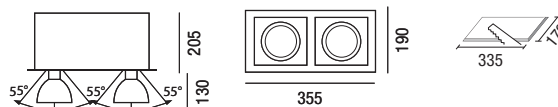



colour	W max	K	Lm output	◀ ▶	◀ ▶ on demand	pcs	Kg	CELL	Q.tà	Euro	NET PRICE
S	19	3000	1650	40°	25° - 60°	001	2,00	31196	2500	40,00	<b>€ 15,00</b>
S	19	4000	1730	40°	25° - 60°	001	2,00	31196/4K	2500	40,00	



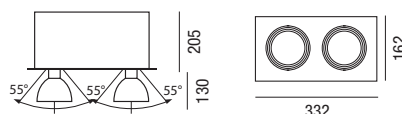
# LED Occhio

## LED Occhio 2



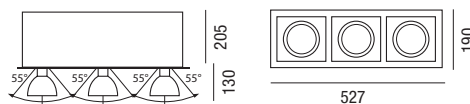
colour	W max	K	Lm output	◡	◡ on demand	pcs	Kg	CELL	Q.tà	Euro	NET PRICE
B	38	3000	3300	40°	25° - 60°	001	3.80	31184	2000	95,00	<b>PROMO € 25,00</b>
B	38	4000	3460	40°	25° - 60°	001	3.80	31384	2000	95,00	
S	38	3000	3300	40°	25° - 60°	001	3.80	31183	2000	95,00	
S	38	4000	3460	40°	25° - 60°	001	3.80	31383	2000	95,00	

## LED Occhio black 2



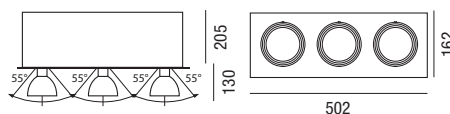
colour	W max	K	Lm output	◡	◡ on demand	pcs	Kg	CELL	Q.tà	Euro	NET PRICE
S	38	3000	3300	40°	25° - 60°	001	3,40	31185	1500	95,00	<b>€ 25,00</b>

## LED Occhio 3



colour	W max	K	Lm output	◡	◡ on demand	pcs	Kg	CELL	Q.tà	Euro	NET PRICE
B	57	3000	4950	40°	25° - 60°	001	4.80	31148	2000	155,00	<b>PROMO € 50,00</b>
B	57	4000	5190	40°	25° - 60°	001	4.80	31348	2000	155,00	
S	57	3000	4950	40°	25° - 60°	001	4.80	31149	1400	155,00	
S	57	4000	5190	40°	25° - 60°	001	4.80	31349	1400	155,00	

## LED Occhio black 3



colour	W max	K	Lm output	◡	◡ on demand	pcs	Kg	CELL	Q.tà	Euro	NET PRICE
S	57	3000	4950	40°	25° - 60°	001	4,00	31206	2000	155,00	<b>PROMO € 50,00</b>
S	57	4000	5190	40°	25° - 60°	001	4,00	31306	2000	155,00	

Fino ad esaurimento scorte - Until stock last

**SPECIAL OFFER**

# LED Effect

A richiesta **0-10V** DALI **EMERGENCY**



Incassi a LED ideali per gli ambienti commerciali (supermercati, grandi magazzini, retail, ecc.) per uffici e in qualsiasi ambiente dove è necessario un'illuminazione diretta.

**Applicazione:** incasso.

**Corpo:** alluminio pressofuso UNI5076 sabbiato e viteria in acciaio.

**Orientabilità:** verticale 65°, orizzontale 350°.

**Riflettore:** alluminio anodizzato e brillantato + vetro di protezione.

**Verniciatura:** di tipo poliestere, eseguita a polvere.

**Driver:** Incluso.

**UGR:** Secondo la Norma EN 12464-1.

**Conforme alla norma:** EN60598-1, RGO nessun rischio fotobiologico ai fini della norma EN62471.

**Led:** mantenimento del flusso luminoso minimo al 80%: 50.000h (L80B10).

*LED Effect is the LED downlighter ideal for retail spaces (supermarkets, department stores, shops, etc.), offices and any other space that requires direct lighting.*

**Application:** recessed.

**Body:** sandblasted die cast aluminium UNI5076 and steel screws.

**Adjustable:** vertical 65°, horizontal 350°.

**Reflector:** polished and anodised aluminium + protective glass.

**Coating:** coated with powder polyester.

**Driver:** Included.

**UGR:** According to Norm EN 12464-1.

**According to standard:** EN60598-1, RGO exempt from photo-biological risks in compliance with standard EN62471.

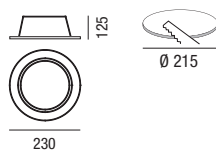
**Led:** maintenance of minimum luminous flux to 80%: 50.000h (L80B10).



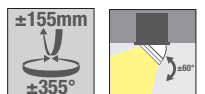
Fino ad esaurimento scorte - Until stock last

SPECIAL OFFER

## LED Effect



220-240V 50/60Hz **IK07** **IP20**



A richiesta **CRI >90**  
On request

**DRIVER INCLUDED**  
**MULTIPOWER**



colour	W	mA		K	Lm	pcs	Kg	CELL	Q.tà	NET PRICE
B	19	500	40°	6000	1800	001	1.50	24106	1000	<b>PROMO € 20,00</b>
B	19	500	40°	3000	1650	001	1.50	24107	1000	
B	19	500	40°	4000	1730	001	1.50	24107/4k	1000	
G	19	500	40°	6000	1800	001	1.50	24106/G	600	<b>PROMO € 20,00</b>
G	19	500	40°	3000	1650	001	1.50	24107/G	600	
G	19	500	40°	4000	1730	001	1.50	24107/G/4k	600	

# LED Galileo

Sorgente luminosa/ Light source - Vega o Meissa + Driver RN9163 (500mA)

A richiesta  
On demand

0-10V



WIRELESS



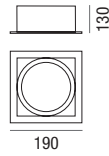

220-240V 50/60Hz



IK07

IP20

## LED Galileo



**CRI >80**



colour	W	K	Lm output	◀	◀ on demand	pcs	Kg	CELL	Q.tà	Euro	NET PRICE
<b>N</b>	19	3000	1650	30°	15° - 40°	10	1.60	31062	700	60,00	<b>PROMO € 20,00</b>
<b>C</b>	19	4000	1730	40°	25° - 60°	10	1.50	31301	1000	60,00	



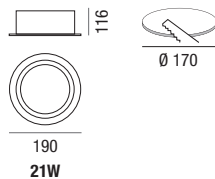
220-240V 50/60Hz



IK07

IP20

## LED Galileo Round



**CRI >80**



colour	W	K	Lm output	◀	◀ on demand	pcs	Kg	CELL	Q.tà	Euro	NET PRICE
<b>B</b>	19	3000	1650	40°	25° - 60°	10	1.50	31230/R	800	95,00	<b>PROMO € 20,00</b>
<b>B</b>	19	4000	1730	40°	25° - 60°	10	1.50	31094/R	800	95,00	

Fino ad esaurimento scorte - Untill stock last

SPECIAL OFFER

# LED Style

A richiesta  
On demand

0-10V



Incassi a LED ideali per gli ambienti commerciali (supermercati, grandi magazzini, retail, ecc.) per uffici e in qualsiasi ambiente dove è necessario un'illuminazione diretta.

**Applicazione:** incasso.

**Corpo:** alluminio pressofuso UNI5076 sabbiato e viteria in acciaio.

**Orientabilità:** verticale 65°, orizzontale 350°.

**Riflettore:** alluminio anodizzato e brillantato + vetro di protezione.

**Verniciatura:** di tipo poliestere, eseguita a polvere.

**Driver:** Incluso.

**UGR:** Secondo la Norma EN 12464-1.

**Conforme alla norma:** EN60598-1, RGO nessun rischio fotobiologico ai fini della norma EN62471.

**Led:** mantenimento del flusso luminoso minimo al 80%: 50.000h (L80B10).

*LED Effect is the LED downlighter ideal for retail spaces (supermarkets, department stores, shops, etc.), offices and any other space that requires direct lighting.*

**Application:** recessed.

**Body:** sandblasted die cast aluminium UNI5076 and steel screws.

**Adjustable:** vertical 65°, horizontal 350°.

**Reflector:** polished and anodised aluminium + protective glass.

**Coating:** coated with powered polyester.

**Driver:** Included.

**UGR:** According to Norm EN 12464-1.

**According to standard:** EN60598-1, RGO exempt from photobiological risks in compliance with standard EN62471.

**Led:** maintenance of minimum luminous flux to 80%: 50.000h (L80B10).



Fino ad esaurimento scorte - Until stock last

SPECIAL OFFER

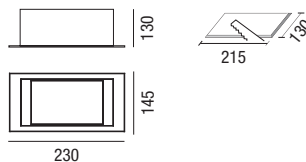
220-240V 50/60Hz



IK07

IP20

## Led Style



A richiesta  
**CRI >90**  
On request

**DRIVER INCLUDED**  
MULTIPOWER



colour	W	mA		K	Lm	pcs	Kg	CELL	Q.tà	NET PRICE
B	18	500	60°	3000	2700	001	0,95	24250/LED	1300	<b>PROMO € 30,00</b>
B	18	500	60°	4000	2700	001	0,95	24249/LED	1300	

# LED Otto



Apparecchi da incasso progettati per illuminare aree comuni, corridoi, laboratori, sale riunioni, uffici e qualsiasi ambiente dove è necessaria un'illuminazione diffusa. La struttura del faretto è a base tonda o quadrata, ideale per sostituire apparecchi con sorgenti fluorescenti compatte.

**Installazione:** ad incasso in controsoffitti di cartongesso (completo di staffe di fissaggio).

**Corpo e telaio:** in alluminio pressofuso UNI 5076, verniciato con polvere termoisolante poliestere.

**Staffe di fissaggio:** in acciaio.

**Viteria:** in acciaio.

**Verniciatura:** di tipo poliestere eseguita a polvere. Colore bianco RAL 9010.

**Ottica:** diffusiva.

**Schermo:** in lastra tecnopolimero opale

**Temperatura di colore:** 3000K.

**Driver:** incluso.

**Conforme alla norma:** EN60598-1, RG0 nessun rischio fotobiologico ai fini della norma EN62471.

*Recessed downlights designed to light up common areas, corridors, laboratories, meeting rooms, offices and any other place that requires diffused lighting. The luminaire structure is round or square, ideal to replace fixtures with compact fluorescent lamps.*

***Installation:** recessed use in plasterboard false ceilings (complete with fixing brackets)*

***body and frame:** made by UNI 5076 die-cast aluminum, coated with polyester thermoset powder.*

***Fixing brackets:** made by steel.*

***Screws:** made by steel.*

***Coating:** coated with powdered polyester. RAL 9010 white color.*

***Optic:** diffused.*

***Shield:** opal engineering polymer sheet.*

***Color temperature:** 3000K.*

***Driver:** included*

***According to standard:** EN60598-1, RG0 exempt from photo-biological risks in compliance with standard EN62471.*

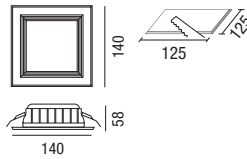

220-240V 50/60Hz



IK07

IP20

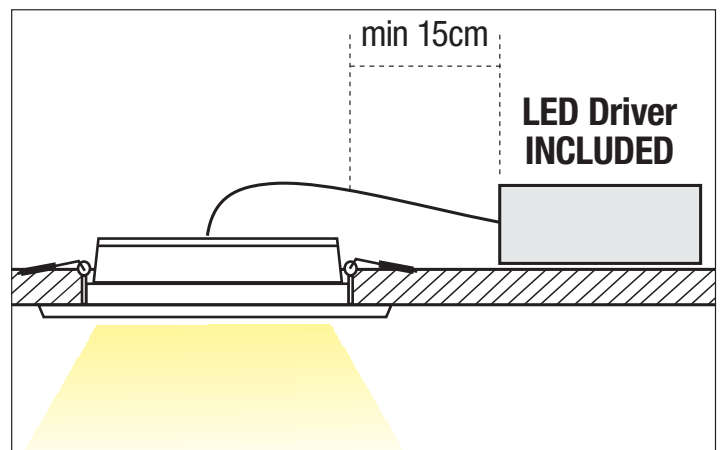
## LED Otto Q3



CRI >80



colour	Q..	W	lm output	K	pcs	Kg	CELL	Q.tà	Euro	NET PRICE
B	Q3	21	1.890	3000	001	0,50	25919/3000	1.478	45,00	PROMO € 4,00
B	Q3	18	1.400	4000	001	0,50	25900	70	45,00	



# LED Star GU10

A richiesta  
On demand 



Incassi con cornice rettangolare in acciaio verniciato di grigio per 2, 3 o 4 sorgenti orientabili, ideali per illuminare luoghi domestici e commerciali. La sua collocazione ideale è negli ambienti moderni con controsoffitti in cartongesso Star è un incasso versatile, semplice ed efficace.

**Corpo:** acciaio galvanizzato.

**Orientabilità:** verticale 60°, orizzontale 60°.

**Colori:** grigio (verniciatura di tipo poliestere eseguita a polvere).

**Sorgente LED:** GU10 inclusa.

**A richiesta:** 4000K.

*Rectangular steel downlight in grey. The round adjustable bulb sockets take up to 4 dichroic halogen or energy-saving LED lamps. Ideal for home or commercial lighting. Best suited to contemporary settings with false plasterboard ceilings. Galaxy is a versatile, simple and stylish downlight.*

**Body:** galvanised steel.

**Tilt adjustable:** 60° vertically, 60° horizontally.

**Colours:** grey (polyester powder coating).

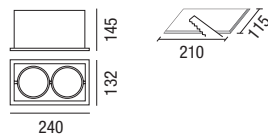
**LED Source:** GU10 included.

**On demand:** 4000K.




220-240V 50/60Hz     

## LED Star 2

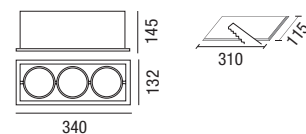


Sorgenti GU10 LED include.  
GU10 LED Source included.




colour	W	Lamps LED		Lm	K	pcs	Kg	S+L	Q.tà	Euro	NET PRICE
<b>G</b>	12	2X GU10	40°	900	3000	001	3.00	30763/NEW	800	25,00	<b>PROMO</b>
<b>G</b>	12	2X GU10	40°	900	4000	001	3.00	30763/NEW4K	800	25,00	<b>€ 10,00</b>

## LED Star 3

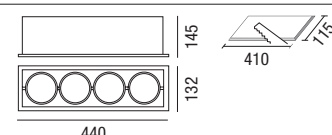


Sorgenti GU10 LED include.  
GU10 LED Source included.




colour	W	Lamps LED		Lm	K	pcs	Kg	S+L	Q.tà	Euro	NET PRICE
<b>G</b>	18	3X GU10	40°	1350	3000	001	3.00	30765/NEW	600	37,00	<b>PROMO</b>
<b>G</b>	18	3X GU10	40°	1350	4000	001	3.00	30765/NEW4K	600	37,00	<b>€ 10,00</b>

## LED Star 4



Sorgenti GU10 LED include.  
GU10 LED Source included.



colour	W	Lamps LED		Lm	K	pcs	Kg	S+L	Q.tà	Euro	NET PRICE
<b>G</b>	24	4X GU10	40°	1800	3000	001	3.00	30767/NEW	3000	45,00	<b>PROMO</b>
<b>G</b>	24	4X GU10	40°	1800	4000	001	3.00	30767/NEW4K	3000	45,00	<b>€ 12,00</b>

Fino ad esaurimento scorte - Until stock last

SPECIAL OFFER

# LED Colonia

**SPECIAL OFFER**  
fino ad esaurimento scorte  
Untill stock last



Serie di faretti orientabili da incasso per interni. Il bassissimo consumo energetico, la ridotta emissione di calore e la durata di oltre 50.000 ore sono le principali caratteristiche. LED di potenza adatti per musei, negozi, esposizioni. Nessuna emissione di raggi UV o infrarossi (non scoloriscono o scaldano gli oggetti).

**Installazione:** grazie allo spessore ridotto e alla presenza di molle di ancoraggio è applicabile con facilità a tutti i controsoffitti, sia domestici che commerciali. Adatta per illuminazione d'accento di superfici ed oggetti.

**Corpo:** alluminio spazzolato.

**Ghiera:** alluminio spazzolato.

**Diffusore:** lente acrilica trasparente.

**Sorgente:** LED di potenza bianco 3000K o 6000K.

**Alimentazione:** elettronica non inclusa vedere tabella a pag. 404. A richiesta alimentatore elettronico dimmerabile con comando a pulsante non fornito.

*Range of adjustable recess spot-lights for interiors. The salient features of this spot-light are its minimal energy consumption, low emission of heat and a lifespan of more than 50.000 hours. Power LED suited to museums, shops and exhibition spaces. It does not emit any UV or infra-red rays (it does not discolour or transmit heat to objects).*

*Installation:* thanks to its thinness and anchorage springs it can be easily applied on all false ceilings in both domestic and commercial settings. Ideal for the accentuated lighting of surfaces and objects.

**Body:** brushed aluminium.

**Ring nut:** brushed aluminium.

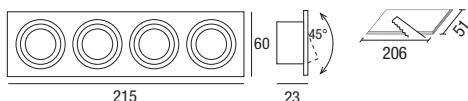
**Shade:** transparent acrylic lens.

**Source:** 3000K or 6000K white power LED.

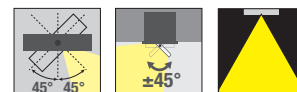
**Power supply:** electronic, not provided. See table on page 404. On request electronic dimmable driver with push button control (not included).



## LED Colonia 4 R move



**CRI >80**

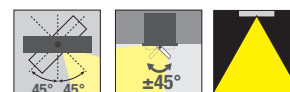


colour	W	mA			Lm	K	pcs	Kg	S+L	Q.tà	Euro	NET PRICE	
A	4	350	30°	B	1W x 4 Led	280	3000	001	0.27	90.019/012	185	40,00	<b>PROMO € 15,00</b>

## LED Colonia 5 R move



**CRI >80**



colour	W	mA			Lm	K	pcs	Kg	S+L	Q.tà	Euro	NET PRICE	
A	5	350	30°	B	1W x 5 Led	500	6000	001	0.27	90.020/01	150	49,00	<b>PROMO € 20,00</b>

**SPECIAL OFFER**  
fino ad esaurimento scorte  
Until stock last

# LED Direction



Faretto da incasso orientabile per interni.

**Installazione:** incasso a soffitto

**Corpo:** alluminio pressofuso

**Orientabilità:** verticale 45°

**Verniciatura:** di tipo poliesteri, eseguita a polvere Bianco RAL 9010, Nero RAL9005, Oro.

**Conforme alla norma:** EN60598-1, RG0 nessun rischio fotobiologico ai fini della norma EN62471.

**Sorgente Led:** non inclusa

*Adjustable flush mounting spotlight for interiors.*

**Installation:** ceiling flush mounting

**Body:** die-cast aluminium

**Adjustable:** vertical 45°

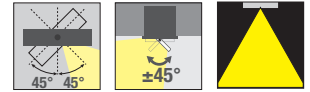
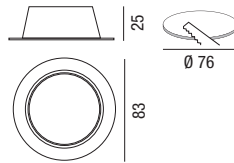
**Painting:** powder polyester coating White RAL 9010, Black RAL9004, Gold.

**Compliant with standard:** EN60598-1, RG0 no photobiological risk for the purposes mentioned in standard EN62471.

**LED Source:** not included.



## Direction 230V - Only body

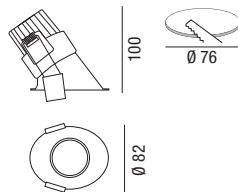


colour	pcs	ATTACCO	Kg	S	Q.tà	Euro	NET PRICE
<b>B</b>	050	GU10	0.10	54500	342	4,00	<b>PROMO € 0,50</b>
<b>N</b>	050	MR16	0.10	24490	1.576	4,00	
<b>G</b>	050	MR16	0.10	24525	3.270	4,00	

# LED Fermasy



## LED Fermasy



colour	pcs	Kg	S	Q.tà	Euro	
<b>B</b>	010	0.60	30777/A	200	10,00	<b>PROMO € 2,00</b>
<b>N</b>	010	0.60	30778/A	200	10,00	



Fino ad esaurimento scorte - Until stock last

SPECIAL OFFER



# LED Flash, technical metal



Apparecchi Corpi illuminanti multilampada in alluminio sabbiato con verniciatura di tipo poliestere, eseguita a polvere per applicazione da soffitto e applique a combinazione mista, di design estremamente tecnico senza però precludere l'applicazione domestica, con possibilità di orientare ogni singola ottica tramite il sistema a snodo che ne agevola il puntamento sui tre assi. Ottimo per soddisfare una vasta gamma di esigenze illuminotecniche e per illuminazione di grandi spazi.

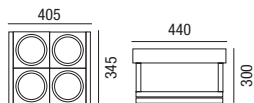
Driver LED e sorgenti luminose LED comprese.

*Multi-lamp light fixtures in sandblasted aluminium with polyester powder coating, for ceiling and wall applications in mixed combinations, with an extremely technical design however without impairing them from being used in homes, with the possibility of directing each individual optic by means of an articulation system which facilitates pointing on three axes. Ideal for meeting a wide range of lighting technical requirements and to illuminate large spaces.*

LED Driver and LED light source included.

220-240V 50/60Hz **IK07** **IP20**

## LED Flash 2

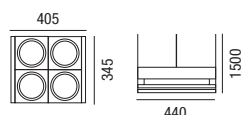


**CRI >80**



colour	W	lm output	K	pcs	Kg	CELL	Q.tà	Euro	NET PRICE
■	76	6600	3000	001	2	25943	50	280,00	<b>PROMO € 75,00</b>
■	76	6600	3000	001	2	25986	150	280,00	
[B]	76	6920	4000	001	2	25976/4K	100	280,00	
■	76	6920	4000	001	2	25992/4K	50	280,00	
■	76	6920	4000	001	2	25985/4K	150	280,00	

## LED Flash 2S

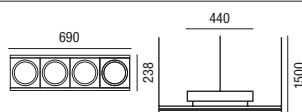


**CRI >80**



colour	W	lm output	K	pcs	Kg	CELL	Q.tà	Euro	NET PRICE
[B]	76	6600	3000	001	2	25946	130	280,00	<b>PROMO € 75,00</b>
■	76	6600	3000	001	2	25947	260	280,00	
[B]	76	6920	4000	001	2	26002/4K	130	280,00	
■	76	6920	4000	001	2	26003/4K	50	280,00	

## LED Flash 1S



**CRI >80**



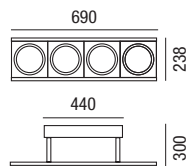
colour	W	lm output	K	pcs	Kg	CELL	Q.tà	Euro	NET PRICE
[B]	76	6600	3000	001	2	25944	55	280,00	<b>PROMO € 75,00</b>
■	76	6600	3000	001	2	25945	25	280,00	
[B]	76	6920	4000	001	2	25974/4K	55	280,00	
■	76	6920	4000	001	2	25975/4K	25	280,00	

# LED Flash, technical metal



220-240V 50/60Hz **IK07** **IP20**

## LED Flash 1

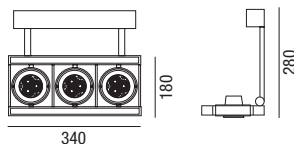


**CRI >80**



colour	W	lm output	K	pcs	Kg	CELL	Q.tà	Euro	NET PRICE
	76	6600	3000	001	2	25984/12V	90	280,00	<b>PROMO € 75,00</b>
	76	6920	4000	001	2	25983/4K	338	280,00	

## LED Flash 5



Sorgenti MR16 Napo LED include.  
MR16 Napo LED Source included.

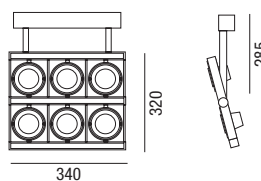


**CRI >80**



colour	W	lm output	K	pcs	Kg	CELL	Q.tà	Euro	NET PRICE
	15	1.500	3000	001	1	25978/12V	275	180,00	<b>PROMO € 35,00</b>
	15	1.500	3000	001	1	26024/12V	80	180,00	
	15	1.500	4000	001	1	25977/4K	275	180,00	
	15	1.500	4000	001	1	25979/4K	80	180,00	

## LED Flash 6



Sorgenti MR16 Napo LED include.  
MR16 Napo LED Source included.



**CRI >80**



colour	W	lm output	K	pcs	Kg	CELL	Q.tà	Euro	NET PRICE
	30	3.000	3000	001	2	25981/12V	250	300,00	<b>PROMO € 55,00</b>
	30	3.000	3000	001	2	26025/12V	90	300,00	
	30	3.000	3000	001	2	26026/12V	60	300,00	
	30	3.000	4000	001	2	25980/4K	250	300,00	
	30	3.000	4000	001	2	25982/4K	90	300,00	
	30	3.000	4000	001	2	26029/4K	60	300,00	

Fino ad esaurimento scorte - Untill stock last

SPECIAL OFFER

# LED Moon C



LED Moon C è un apparecchio da plafone multilampada a LED ideale per gli ambienti commerciali supermercati, grandi magazzini, retail, ecc.) per uffici e in qualsiasi ambiente dove è necessario un'illuminazione diretta.

**Può essere applicato a:** soffitto.

**Corpo:** alluminio galvanizzato con profilo e interno Bianco RAL 9010.

**Orientabilità:** dotato di snodo che consente l'orientamento della base e della singola sorgente luminosa  $\pm 60^\circ$  rispetto all'asse centrale e verticale.

**Cablaggio:** completo di alimentazione convenzionale, dotato di morsettiera a 3 poli sul primario e connessione rapida sul secondario.

**Conforme alla norma:** EN60598-1, RGO nessun rischio fotobiologico ai fini della norma EN62471.

**Led:** mantenimento del flusso luminoso minimo al 80%: 50.000h (L80B10).

LED Moon C is an LED multi-lamp ceiling appliance ideal for commercial environments (shops, supermarkets, department stores, etc.) for offices and for anywhere that requires direct lighting.

**It can be applied to:** ceiling.

**Body:** in galvanised aluminium with RAL 9010 White.

**Adjustability:** fitted with a joint which allows the lamp head to be tilted  $\pm 60^\circ$  relative to the central and vertical planes.

**Wiring:** complete with electronic power supply, equipped with 2 pole terminal board on primary.

**According to standard:** EN60598-1, RGO exempt from photo-biological risks in compliance with standard EN62471.

**Led:** maintenance of minimum luminous flux to 80%: 50.000h (L80B10).


220-240V 50/60Hz      **IK07** **IP20**

## LED Moon C1



**CRI >80**



colour	W	mA	K	Lm		pcs	Kg	CELL	Q.tà	Euro	NET PRICE
<b>B</b>	19	500	6000	1800	40° (25°-60°)	001	2.90	30734	70	126,00	<b>PROMO € 20,00</b>
<b>B</b>	19	500	3000	1650	40° (25°-60°)	001	2.90	30735	70	126,00	

Su richiesta sono disponibili nei colori Grigio e nero - Upon request available in Grey and Black colour

## LED Moon C3




465



**CRI >80**



colour	W	mA	K	Lm		pcs	Kg	CELL	Q.tà	Euro	NET PRICE
<b>B</b>	57	700	6000	5400	30° (15°-45°)	001	4.90	30742	200	411,60	<b>PROMO € 60,00</b>
<b>B</b>	57	700	3000	4950	30° (15°-45°)	001	4.90	30743	200	411,60	

Su richiesta sono disponibili nei colori Grigio e nero - Upon request available in Grey and Black colour

# Plafoniere con spot camerette, lampadine NON incluse

## Children's bedroom ceiling spot lights, bulbs not included



LSACE99/1



220-240V 50/60Hz    **IK07** **IP20**

colour	Source	Kg	LxPxH	S	Q.tà	Euro	NET PRICE
<b>B</b>	E14	0.60	240x170x180	LSACE99/1SIL	85	35,00	<b>PROMO € 2,00</b>

LSACE99/2



220-240V 50/60Hz    **IK07** **IP20**

colour	Source	Kg	LxPxH	S	Q.tà	Euro	NET PRICE
<b>B</b>	2x E14	0.80	360x240x180	LSACE99/2SIL	19	70,00	<b>PROMO € 2,00</b>

Fino ad esaurimento scorte - Until stock last

SPECIAL OFFER

# Plafoniere con spot camerette, lampadine NON incluse

## Children's bedroom ceiling spot lights, bulbs not included

LSACE98/3



220-240V 50/60Hz    **IK07** **IP20**

colour	Source	Kg	LxPxH	S	Q.tà	Euro	NET PRICE
<b>B</b>	3x GU10	1	Ø230x28	LSACE98/3CRO	51	70,00	<b>PROMO € 2,00</b>

632/2



220-240V 50/60Hz    **IK07** **IP20**

colour	Source	Kg	LxPxH	S	Q.tà	Euro	NET PRICE
<b>B</b>	2x E27 R63 Lamp	0.80	240x170x180	632BIA	55	20,00	<b>PROMO € 2,00</b>

409/2



220-240V 50/60Hz    **IK07** **IP20**

colour	Source	Kg	LxPxH	S	Q.tà	Euro	NET PRICE
<b>B</b>	2x E27	1	Ø200x28	409/BRICO BIA	14	25,00	<b>PROMO € 2,00</b>

Fino ad esaurimento scorte - Until stock last

SPECIAL OFFER

# Plafoniere LED da esterno

Plafoniere a soffitto e/o parete con schermo antivandalo, resistente ai raggi UV e agli agenti atmosferici.

Per l'illuminazione di corridoi, terrazzi e porticati.

**Corpo:** base in alluminio

**LED:** Acrich

**Schermo:** vetro

**Cablaggio:** tramite morsetteria interna

*Ceiling and/or wall light fixtures with anti-vandal screen, resistant to UV rays and to atmospheric agents.*

*Ideal for lighting corridors, terraces, porches, paths and damp environments in general.*

**Body:** aluminium.



**LED:** Acrich

**Shield:** glass

**Wiring:** via internal terminal block




**Alluminio + Vetro**  
**Aluminium + Glass**

Articolo - Article		Codice - Code CELL		Col.	(mm)	W	Sorgente Source	Lm	K	QTY	Euro Netto
LED 206S IP65 IK08		206S/BIALED3	CELL	White	210x145x100	5	Led Module Acrich 2 SEOUL	500	3000	700	<b>5,00</b>
		206S/NERLED3	CELL	Black		5		500	3000	700	<b>5,00</b>



**Termoplastico + Policarbonato**  
**Thermoplastic + Polycarbonate**

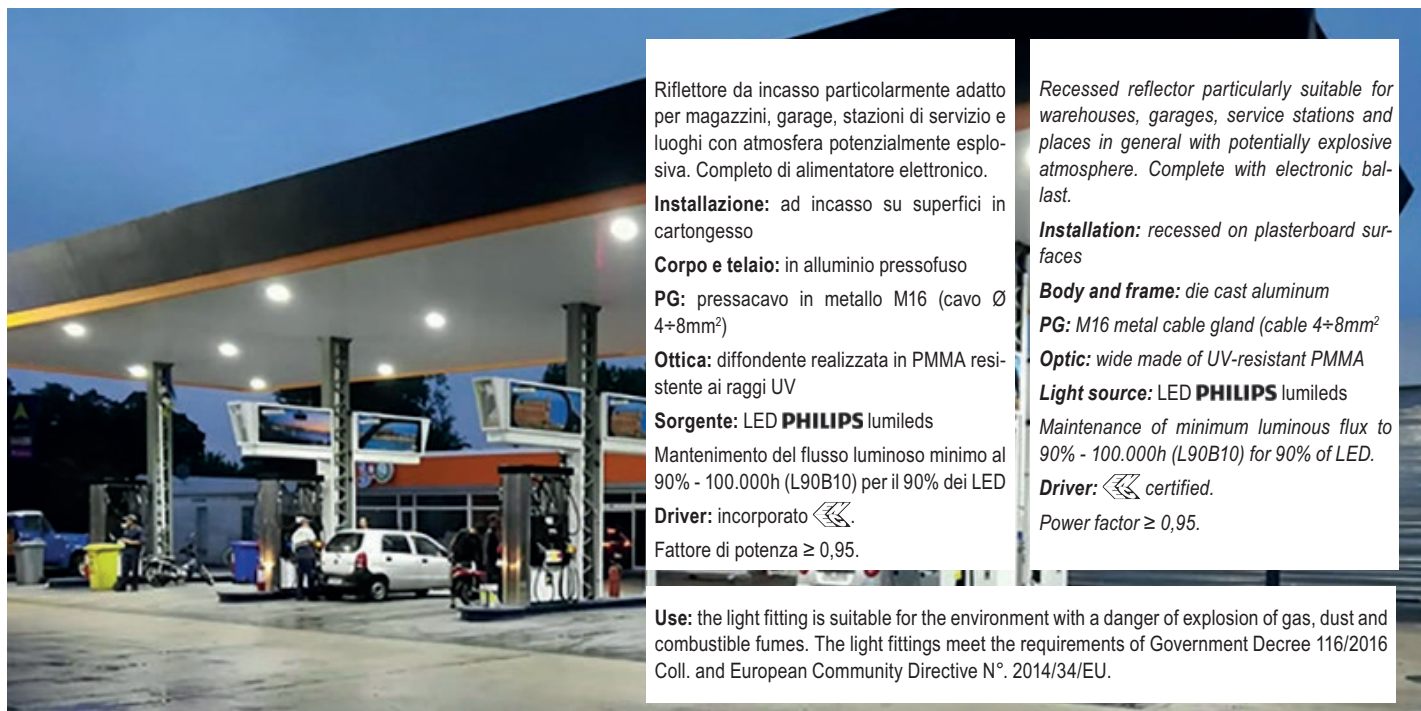
Articolo - Article		Codice - Code		Color	(mm)	Portalampada Lamp holder	QTY	Euro Netto
Nuvola Media IP65 IK08		T/E2010/N	S ONLY BODY	Black	Ø216 X P.123	E27	110	<b>5,00</b>

Fino ad esaurimento scorte - Until stock last

SPECIAL OFFER

# LED AGP ATEX 2-22

Promozione valida fino ad esaurimento scorte  
Promotion valid until stocks last



Riflettore da incasso particolarmente adatto per magazzini, garage, stazioni di servizio e luoghi con atmosfera potenzialmente esplosiva. Completo di alimentatore elettronico.

**Installazione:** ad incasso su superfici in cartongesso

**Corpo e telaio:** in alluminio pressofuso

**PG:** pressacavo in metallo M16 (cavo Ø 4+8mm<sup>2</sup>)

**Ottica:** diffusore realizzata in PMMA resistente ai raggi UV

**Sorgente:** LED PHILIPS lumileds

Mantenimento del flusso luminoso minimo al 90% - 100.000h (L90B10) per il 90% dei LED

**Driver:** incorporato

Fattore di potenza ≥ 0,95.

Recessed reflector particularly suitable for warehouses, garages, service stations and places in general with potentially explosive atmosphere. Complete with electronic ballast.

**Installation:** recessed on plasterboard surfaces

**Body and frame:** die cast aluminum

**PG:** M16 metal cable gland (cable 4+8mm<sup>2</sup>)

**Optic:** wide made of UV-resistant PMMA

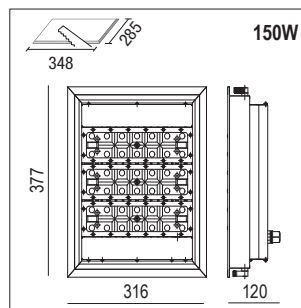
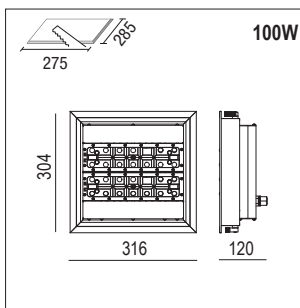
**Light source:** LED PHILIPS lumileds

Maintenance of minimum luminous flux to 90% - 100.000h (L90B10) for 90% of LED.

**Driver:** certified.

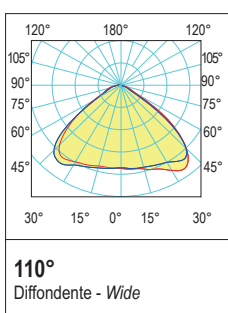
Power factor ≥ 0,95.

**Use:** the light fitting is suitable for the environment with a danger of explosion of gas, dust and combustible fumes. The light fittings meet the requirements of Government Decree 116/2016 Coll. and European Community Directive N°. 2014/34/EU.



<b>Ex</b>	100-240 Vac	110-240 Vac On demand	50/60 Hz
IP66	IK10	CRI >70	⊕
850°	+55°C / -20°C	CE	CB
RoHS compliance	RG0		

colour	W	angle	K	nominal lm tc = 25°C	lm output	lm/W	pcs	Kg	CELL	QTY	Euro Netto
S	100	110°	5000	18.000	15.000	150	1	9,70	334096.100ATX	120	100,00
S	150	110°	5000	27.000	25.000	150	1	9,70	334096.150ATX	38	



Protezione contro le atmosfere esplosive Protection against explosive atmospheres	CE II M2 G Ex deia IIC T4 CE II M2 D Ex tD A21T135°C
Zona pericolosa ammessa Hazardous area allowed	Zona 2 - Zone 2 Zona 22 - Zone 22
Normative di riferimento Standard references	EN 60079-0:2012/A11:2013 EN 60079-10-1:2015 EN 60079-10-2:2015, EN 60079-7:2015 EN 60079-11:2012, EN 60079-1:2014 EN60079-31:2014

## Dettagli - Details



Utilizzare il connettore impermeabile M16 per evitare danni all'alimentazione.  
Use M16 waterproof connector, avoid hard power damage.




Il supporto per telaio innovativo non solo rende l'installazione più semplice, ma anche più solida.  
The exquisite and innovated frame holder not only makes the installation more simple but also firmer.



Utilizzare un connettore impermeabile per il cablaggio interno, sicuro e veloce.  
Use waterproof connector for internal wiring, safe, convenient & fast.



Connettore a innesto rapido innovativo, pulito ed efficiente.  
Innovative pluggable connector, clean & efficient.



Di rapida installazione.  
Convenient & fast installation.



Materiale non soggetto a problemi di corrosione.  
With a non-corrosive material, not only exquisite appearance, but also no corrosion concerns.

Fino ad esaurimento scorte - Until stock last

SPECIAL OFFER

# LED SPORTS

Promozione valida fino ad esaurimento scorte  
Promotion valid until stocks last

Fino ad esaurimento scorte - Until stock last



Il LED Sports è un proiettore per l'illuminazione di stadi e strutture sportive, grandi infrastrutture (aeroporti, stazioni, ecc.), aree di parcheggio, zone di stoccaggio (industriali, portuali, ecc.).

La particolare forma permette di avere diverse potenze e fasci luminosi stretti e precisi, specifici per l'installazione a notevole altezza. La qualità delle parti elettroniche e del corpo lampada e dei materiali assicurano sicurezza in fase di esercizio nelle condizioni ambientali più critiche.

**Installazione:** su palo o a parete

**Corpo e telaio:** in lega di magnesio

**Staffa di fissaggio:** in acciaio zincato a caldo, con goniometro graduato per un corretto puntamento del fascio luminoso

**Verniciatura:** speciale eseguita a polvere, resistente agli agenti atmosferici e alla corrosione. Colore Grigio.

**Ottica:** concentrante e asimmetrica


**Schermo:** vetro temperato ultra-white resistente agli shock termici e agli urti

**Sorgente:** LED

Mantenimento del flusso luminoso minimo al 70%: 80.000h (L70B20) per l'80% dei LED.

**Temperatura di colore:** 5700K specifica per gli impianti con riprese televisive; altre temperature di colore a richiesta

**Driver LED:**

Meanwell certificato 

Fattore di potenza:  $\geq 0,9$

**Protezione:** 20kV

**Norme di riferimento**

EN60598-1; EN60598-2-1; EN62471; EN62031

EN60598-2-5; EN61547

*LED Sports is a projector for indoor and outdoor stadiums and sports grounds, large infrastructures (airports, stations, etc.), parking areas and storage areas (on industrial premises, at ports, etc.).*

*Different light intensities and narrow and precise light beams are possible due to the special design of the lamp body and light source, specifically for installation at a considerable height. The quality of the electronic parts, lamp body and materials ensure operating safety under even the most critical of environmental conditions.*

**Installation:** on pole or wall

**Housing and frame:** in magnesium alloy

**Fitting stirrup:** in hot galvanised steel with graduated goniometer for correct pointing of the light beam

**Coating:** special weather and corrosion resistant powder coating. Grey.

**Optics:** concentrator and asymmetric optics

**Screen:** ultra-white thermal shock and collision resistant tempered glass.

**Source:** LED

Maintenance of 70% minimum luminous flux: 80,000h (L70B20) for 80% of the LEDs.

**Colour temperature:** 5700K specifically for facilities with television filming; other colour temperatures on request

**Driver LED:**

Certified Meanwell 

Power factor:  $\geq 0.9$

**Protection:** 20kV

**Standard reference**

EN60598-1; EN60598-2-1; EN62471; EN62031

EN60598-2-5; EN61547



La certificazione fotometrica dei nostri apparecchi viene sempre effettuata da un istituto esterno. Efficienza luminosa e "lm Output" sono quindi il risultato di tale istituto.

*The photometric certification of our appliances is always carried out by an external institute. Luminous efficiency and "lm Output" are therefore the result of this institute.*

A richiesta - On demand

1-10Vdc

DALI 2

DYNA

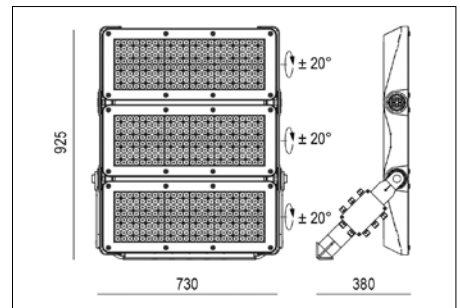
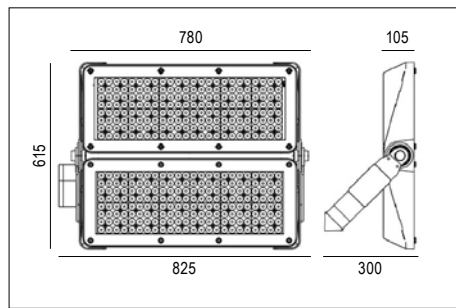
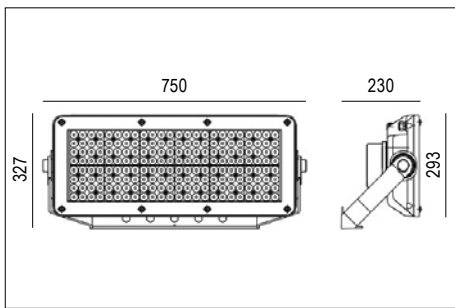
Wireless

Vedi Pag. VI - See page VI

SPECIAL OFFER



100-240 Vac	400 Vac On demand	50/60 Hz	IP66	IK09	CRI 90	+40 C° -20	+50 C° -20	On demand	850°		
				RG0	LOW FLICKER	Driver included RIPPLE FREE					



### LED Sports 1

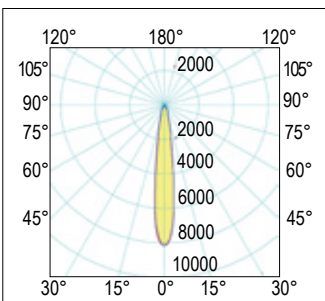
colour	W	angle	K	lm output	lm/W	pcs	Kg	CELL	QTY	Euro Netto
	480	ASY	5700	51.500	107	1	21,00	35500-ASY	6	600,00
	600	15°	5700	66.000	111	1	21,00	35500	11	600,00

### LED Sports 2

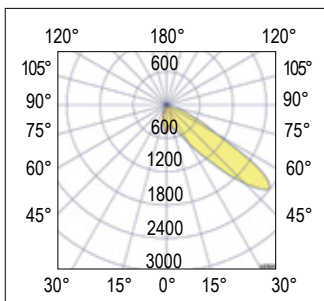
colour	W	angle	K	lm output	lm/W	pcs	Kg	CELL	QTY	Euro Netto
	1000	ASY	5700	97.000	97	1	31,00	35501-ASY	4	800,00
	1200	15°	5700	132.000	111	1	31,00	35501	24	800,00

### LED Sports 3

colour	W	angle	K	lm output	lm/W	pcs	Kg	CELL	QTY	Euro Netto
	1500	ASY	5700	202.000	135	1	43,00	35502-ASY	2	1.200,00
	1800	15°	5700	243.000	135	1	43,00	35502	2	1.200,00



**15°**  
Concentrante - Narrow



**ASY**  
Asimmetrico - Asymmetric

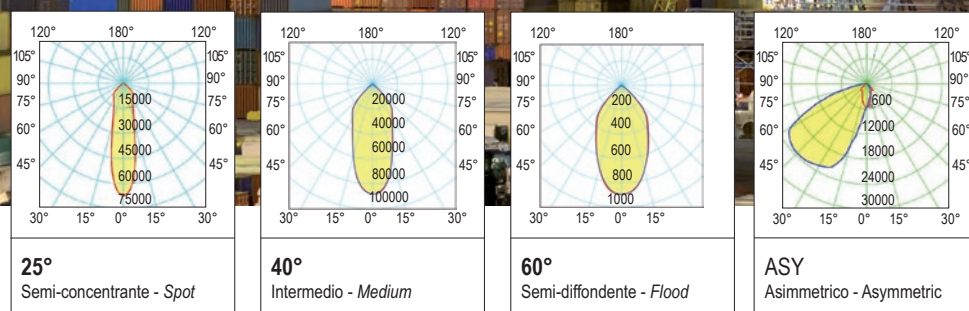


Fino ad esaurimento scorte - Until stock last

SPECIAL OFFER

# PROMO LED EXTREME - VIRGOLA

Fino ad esaurimento scorte - Untill stock last



220-240 Vac	110 Vac On demand	50/60 Hz	IP66	IK08	CRI > 80	+40 C° -40	+50 C° -40	On demand	850°		
					LOW FLICKER						

## LED Extreme 220

colour	W	angle	K	nominal lm tc = 25°C	lm output	lm/W	pcs	Kg	CELL	Euro Netto
G	220	25°	4000	34.800	30.800	140	1	16,00	555400.0420SL	120,00
G	220	40°	4000	34.800	30.800	140	1	16,00	555400.0440SL	120,00
G	220	60°	4000	34.800	30.800	140	1	16,00	555400.0460SL	120,00

## LED Extreme 300

	colour	W	angle	K	nominal lm tc = 25°C	lm output	lm/W	pcs	Kg	CELL	Euro Netto
	G	300	25°	3000	48.300	42.000	140	1	16,00	555300.0320PL	160,00
	G	300	25°	4000	48.300	42.000	140	1	16,00	555300.0420PL	160,00
	G	300	40°	3000	48.300	42.000	140	1	16,00	555300.0340PL	160,00
	G	300	40°	4000	48.300	42.000	140	1	16,00	555300.0440PL	160,00
	G	300	40°	5000	48.300	42.000	140	1	16,00	555300.0540PL	160,00
	G	300	60°	3000	48.300	42.000	140	1	16,00	555300.0360PL	160,00
	G	300	60°	4000	48.300	42.000	140	1	16,00	555300.0460PL	160,00
	G	300	25°	4000	48.300	42.000	140	1	16,00	555400.0420PL	120,00
	G	300	40°	4000	48.300	42.000	140	1	16,00	555400.0440PL	120,00
	G	300	60°	4000	48.300	42.000	140	1	16,00	555400.0460PL	120,00

SPECIAL OFFER

## LED Extreme 575

colour	W	angle	K	nominal lm tc = 25°C	lm output	lm/W	pcs	Kg	CELL	Euro Netto
G	500	25°	3000	80.500	70.000	140	1	22,00	555600.0320	250,00
G	500	25°	4000	80.500	70.000	140	1	22,00	555600.0420	250,00
G	500	40°	3000	80.500	70.000	140	1	22,00	555600.0340	250,00
G	500	40°	4000	80.500	70.000	140	1	22,00	555600.0440	250,00
G	500	40°	5000	80.500	70.000	140	1	22,00	555600.0540	250,00
G	500	60°	3000	80.500	70.000	140	1	22,00	555600.0360	250,00
G	500	60°	4000	80.500	70.000	140	1	22,00	555600.0460	250,00

## LED Extreme 700

colour	W	angle	K	nominal lm tc = 25°C	lm output	lm/W	pcs	Kg	CELL	Euro Netto
G	600	25°	3000	96.600	84.000	140	1	20,90	555660.0320	320,00
G	600	25°	4000	96.600	84.000	140	1	20,90	555660.0420	320,00
G	600	40°	3000	96.600	84.000	140	1	20,90	555661.0340	320,00
G	600	40°	4000	96.600	84.000	140	1	20,90	555661.0440	320,00
G	600	40°	5000	96.600	84.000	140	1	20,90	555662.0540	320,00
G	600	60°	3000	96.600	84.000	140	1	20,90	555663.0360	320,00
G	600	60°	4000	96.600	84.000	140	1	20,90	555663.0460	320,00
G	600	60°	5000	96.600	84.000	140	1	20,90	555662.0560	320,00

## LED Extreme ASY


colour	W	angle	K	nominal lm tc = 25°C	lm output	lm/W	pcs	Kg	CELL	Euro Netto
G	275	ASY	3000	44.200	38.500	140	1	22,00	555300.A300	180,00
G	275	ASY	4000	44.200	38.500	140	1	22,00	555300.A400	180,00
G	300	ASY	4000	48.300	42.000	140	1	22,00	555300	180,00
G	400	ASY	3000	64.400	56.000	140	1	22,00	555400.A300	180,00
G	400	ASY	4000	64.400	56.000	140	1	22,00	555400.A400	180,00

## LED DRIVER PHILIPS - LED COB SAMSUNG - FAST CONNECTION

### LED Virgola



colour	W	angle	K	nominal lm tc = 25°C	lm output	lm/W	pcs	Kg	CELL	Euro Netto
G	8	25°	3000	80.500	70.000	140	158	22,00	30997/4K	5,00



# PROMO LED MAXISPLUGA

**SPECIAL OFFER**

Quantitativo minimo **50** pezzi per cod.  
Minimum quantity **50** pieces per cod.


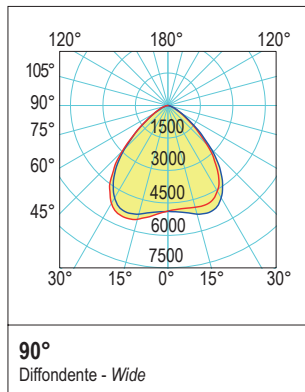
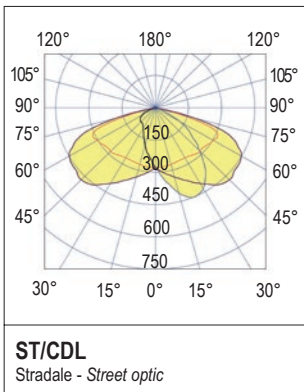
Fino ad esaurimento scorte - Until stock last



220-240 Vac	110 Vac On demand	50/60 Hz	IP66	IK09	CRI > 70	+40°C -30°C	CE
		850°			TECEE	LOW FLICKER	
RG0							

colour	W	Led SMD	Optic	K	nominal lm tc = 25°C	lm output	lm/W	pcs	Kg	CELL	QTY	Euro Netto
G	95	N° 24 led 5050	ST	4000	15.400	12.350	130	1	6,80	34506-5S	800	65,00
G	95	N° 24 led 5050	ST	3000	15.400	12.350	130	1	6,80	34506-5/3KS	800	65,00
G	95	N° 24 led 5050	ST	5000	15.400	12.350	130	1	6,80	34506/5000-5S	800	65,00
G	95	N° 24 led 5050	90°	4000	15.400	12.350	130	1	6,80	34506/90/955S	800	65,00
G	120	N° 32 led 5050	ST	4000	19.500	15.600	130	1	10,00	34507-5	800	90,00
G	120	N° 32 led 5050	ST	3000	19.500	15.600	130	1	10,00	34507-5/3K	800	90,00
G	140	N° 32 led 5050	ST	4000	22.750	18.200	130	1	10,00	34508-5S	800	95,00
G	140	N° 32 led 5050	ST	3000	22.750	18.200	130	1	10,00	34508-5/3KS	800	95,00

## LED DRIVER PHILIPS - LED COB SAMSUNG - FAST CONNECTION



SPECIAL OFFER

# PROMO COMPONENTS

## PORTALAMPADA - LAMPHOLDER



Portalamпада liscio **E14** montato con morsetti a vite e cappello con filetto stampato M10x1  
*Assembled E14 lamp holder smooth with screw terminals and cap with moulded thread M10x1*

		Code	PCS	QTY	Euro Netto
VB	21,00	5070R-B	50	7.151	0,20
N	21,00	5070R	50	9.650	0,20
O	21,00	5070R-O	50	17.949	0,20



Portalamпада semifiiletato **E14** montato con morsetti a vite e cappello con filetto stampato M10x1  
*Assembled E14 half-threaded smooth with screw terminals and cap with moulded thread M10x1*

		Code	PCS	QTY	Euro Netto
VB	21,00	5079R-B	50	3.430	0,22



Portalamпада liscio **E27** montato con morsetti a vite e cappello con filetto stampato M10x1  
*Assembled E27 lamp holder smooth with screw terminals and cap with moulded thread M10x1*

		Code	PCS	QTY	Euro Netto
O	-	5053R-O	50	2.700	0,30



Per lampade con attacco GZ10 e GU10 - Contatti in rame - Con cavi in teflon uscita posteriore 14cm - Corpo in ceramica.  
*For lamps with caps GZ10 and GU10 - Copper contacts - Teflon back entry wires 14cm - Ceramic body.*

		Code	PCS	QTY	Euro Netto
B	-	904-Z	25	4.360	0,15




Squadretta in metallo per 51G9/L18S con raccordo tornito M10x1.  
*Metal bracket for 51G9/L18S with metal nut M10x1.*

		Code	PCS	QTY	Euro Netto
C	7,40	SQ/51G9/M10	-	7.470	0,35

Fino ad esaurimento scorte - Until stock last

SPECIAL OFFER



Corpo in ceramica - Contatti in rame - Con cavi 15 cm in silicone 0,75 mm<sup>2</sup> (15/S) o 25 cm teflon (25/T) - Molla in acciaio.  
 Ceramic body - Copper contacts - 15 cm 0,75 mm<sup>2</sup> silicon wires (15/S) or 25 cm teflon (25/T) - Steel spring.

		Code	PCS	QTY	Euro Netto
B	10,80	709-PE	-	1.379	0,20



**Portalamпада E40** in ceramica - Fissaggio conduttori con vite sotto testa - con squadretta - Freno anti svitamento - Sezione cavi 1,5/4mm<sup>2</sup>  
**Lampholder E40** - Ceramic - Screw terminals connection - With bracket - Anti vibration device - Cable section 1,5/4mm<sup>2</sup>

		Code	PCS	QTY	Euro Netto
B	260	732	-	1.650	0,90



**Portalamпада** con contatti in ottone - Morsetti a vite - Fissaggio: squadretta in metallo a 90° con asola chiusa.  
**Lampholder** with brass contacts - Screw terminals - Fixing: 90° angle metal bracket.

		Code	PCS	QTY	Euro Netto
B	65,00	678-FC	-	1.526	0,17



Portalamпада singolo per lampade con attacco R7s - Contatti in rame - Con cavi 25 cm in teflon (T) o silicone/vetro (SV) - Corpo in ceramica.  
 Single lampholder for lamps with caps R7s - Copper contacts - 25 cm teflon wires (T) or glass/silicon (SV) - Ceramic body.

		Code	PCS	QTY	Euro Netto
B	19,00	5124/25/T	-	5.900	0,35

## ACCESSORI - ACCESSORIES



Copertura in plastica per portalamпада candela con gocce - Ø 25mm  
 Thermoplastic cover for candle lampholder with drops - Ø 25mm

		Code	PCS	QTY	Euro Netto	
B	H 20mm	10,20	CP100/B	-	10.970	0,08



Ghiera metallo per 51G9/F20 e CAP/G9/F20.  
 Metal ring for 51G9/F20 and CAP/G9/F20.

		Code	PCS	QTY	Euro Netto
C	5,40	F/G9/20/MT	-	4.500	0,08

# PUNTI LUCE - LIGHT POINT



In termoplastico - E27 - IP20 - Max 75W - Base curva.

In thermoplastic - E27 - IP20 - Max 75W - Curved base.

		Code	PCS	QTY	Euro Netto
<b>N</b>	2,22	S/E1041/N	50	3.840	<b>0,45</b>
<b>B</b>	2,22	S/E1041/B	50	1.128	<b>0,45</b>
<b>N</b>	2,22	BL/E1041/N	50	483	<b>0,45</b>

Rosone cilindrico con cavo 45cm - E27 - Max 60W - In termoplastico

Cylindrical ceiling cup with 45cm cable - E27 - Max 60W - Thermoplastic



		Code	PCS	QTY	Euro Netto
<b>B</b>	2,20	PB/80/76/7	50	1.496	<b>0,45</b>
<b>B</b>	2,20	PB/80/66/8/E	50	700	<b>0,45</b>
<b>B</b>	2,20	V3203440016	50	6.286	<b>0,45</b>
<b>N</b>	2,20	V3203440042	50	319	<b>0,45</b>



Rosone conico per sospensione

Conical ceiling rose for suspension

		Code	PCS	QTY	Euro Netto
<b>B</b>	2,20	RO13109/BL	50	219	<b>0,40</b>

# INTERRUTTORI MONTATI - ASSEMBLED SWITCH

Interruttore unipolare a pedale - Unipolar foot switch



		Code	PCS	QTY	Euro Netto
<b>O</b>	60,00	96-0	25	765	<b>0,48</b>
<b>B</b>	60,00	BL/565/B	25	7.519	<b>0,48</b>
<b>P</b>	60,00	S/575T/P	25	3.600	<b>0,48</b>
<b>N</b>	60,00	S/575T/N	25	600	<b>0,48</b>

# MATERIALE ELETTRICO - ELECTRICAL MATERIAL

Pinze caricabatterie - Charger pliers



Code		QTY	Euro Netto
910-R	Metallo zincato - Galvanized metal - 90A	1.055	<b>0,20</b>


Fino ad esaurimento scorte - Until stock last

SPECIAL OFFER

# PEZZI TOTALI/TOTAL PIECES: 105.945

# PROMO FLUO

## BALLAST per lampade fluorescenti BALLAST for fluorescent lamps




Code	Descrizione	QTY	Euro Netto
RN2098MP	EB258G13 - 230x40x28mm - <b>Lamp:</b> 1x58W - 2x58W - G13	491	2,00
RN2107	EB54G5 - 278x30x21mm - <b>Lamp:</b> 1x54W - G5	176	2,00
RN2251/E	EB39G5FQ - 280x24x21mm - <b>Lamp:</b> 1x39 - G5	929	2,00
RN2114/E	EB249G5FH - 360x30x26mm - <b>Lamp:</b> 2x49W - G5	164	2,00



Code	Descrizione	QTY	Euro Netto
RN2494	MSL9-16 - 144x22x22mm - <b>Lamp:</b> 1x10W - 1x15W - 1x16 - G13	486	2,00

## Reattori convenzionali per lampade fluorescenti Conventional ballast for fluorescent lamps



Code	Descrizione	QTY	Euro Netto
S53105	FC13 - 85x40x28mm <b>W lamp:</b> 1xFSQ-10-I - G24d1 / 1xFSQ-13-I - G24d1 / 1xFSM-13-I - GX24d1 1xFD-13-E - G5 / 2xFSD-5-I - G23 / 2xFD-6-E - G5 / 2xFSD-7-I - G23 2xFSD-9-I - G23	132	2,00
S53109	FC18 - 85x40x28mm <b>W lamp:</b> 1xFSQ-18-I - G24d2 / 1xFSM-18-I - GX24d2	437	2,00

Fino ad esaurimento scorte - Until stock last

SPECIAL OFFER



# PROMO LED LAMPS

## LED GLOBO



W	V			K	lm	Ra ≥	DIM		H mm	Ø mm	Code	PCS	QTY	Euro Netto
5≈(40)	220-240	E27	360°	3000	500	80	NO	25.000	128	95	555338.0101	4	4.435	1,90
5≈(40)	220-240	E27	360°	3000	500	80	SI	25.000	128	95	555339.0101	10	361	2,40
5≈(40)	220-240	E27	360°	3000	500	80	SI	25.000	175	125	555337.0101	4	244	2,40



W	V			K	lm	Ra ≥	DIM		H mm	Ø mm	Code	PCS	QTY	Euro Netto
10≈(75)	220-240	E27	360°	3000	1000	80	SI	25.000	128	95	555209	4	1.580	2,40
10≈(75)	220-240	E27	360°	3000	1000	80	SI	25.000	175	125	555210	4	1.480	2,90
10≈(75)	220-240	E27	360°	4000	1000	80	SI	25.000	128	95	555371	4	544	2,40
10≈(75)	220-240	E27	360°	4000	1000	80	SI	25.000	175	125	555339	4	192	2,90



W	V			K	lm	Ra ≥	DIM		H mm	Ø mm	Code	PCS	QTY	Euro Netto
9≈(60)	220-240	E27	300°	3000	900	80	NO	25.000	133	95	555209.0101	5	1.800	2,40
10≈(60)	220-240	E27	300°	3000	1000	80	SI	25.000	162	125	555210.0101	5	4.145	2,40
13≈(100)	220-240	E27	300°	3000	1300	80	NO	25.000	133	95	555208.0101	5	868	2,90
15≈(100)	220-240	E27	300°	3000	1500	80	SI	25.000	162	125	555207.0101	5	2.364	2,90

Fino ad esaurimento scorte - Until stock last

SPECIAL OFFER

# LED GLOBO *Classic Deco*



W	V			K	lm	Ra $\geq$	DIM		H mm	$\emptyset$ mm	Code	PCS	QTY	Euro Netto
5≈(40)	220-240	E27	360°	2200	-	80	SI	25.000	175	125	555349.0101	4	290	4,90



W	V			K	lm	Ra $\geq$	DIM		H mm	$\emptyset$ mm	Code	PCS	QTY	Euro Netto
5≈(30)	220-240	E27	360°	2200	-	80	SI	25.000	140	95	557217.0101	4	145	3,90
5≈(30)	220-240	E27	360°	2200	-	80	SI	25.000	175	125	557216.0101	4	231	4,90



W	V			K	lm	Ra $\geq$	DIM		H mm	$\emptyset$ mm	Code	PCS	QTY	Euro Netto
5≈(40)	220-240	E27	300°	3000	-	80	SI	25.000	175	125	555377.0101	4	678	4,40



W	V			K	lm	Ra $\geq$	DIM		H mm	$\emptyset$ mm	Code	PCS	QTY	Euro Netto
5≈(40)	220-240	E27	300°	3000	-	80	SI	25.000	140	95	555373.0101	4	181	3,90
5≈(40)	220-240	E27	300°	3000	-	80	SI	25.000	175	125	555376.0101	4	786	4,40



W	V			K	lm	Ra $\geq$	DIM		H mm	$\emptyset$ mm	Code	PCS	QTY	Euro Netto
5≈(40)	220-240	E27	300°	3000	-	80	SI	25.000	140	95	555348.0101	4	659	3,90
5≈(40)	220-240	E27	300°	3000	-	80	SI	25.000	175	125	555375.0101	4	780	4,40

Fino ad esaurimento scorte - Untill stock last

SPECIAL OFFER

# LED REFLECTOR



W	V			K	lm	Ra $\geq$	DIM		H mm	$\emptyset$ mm	Code	PCS	QTY	Euro Netto
5,5≈(50)	220-240	E27	120°	6000	550	80	NO	25.000	107	63	555344.0101	10	1.332	1,50

# LED PAR30 - LED PAR38



PAR 30

W	V			K	lm	Ra $\geq$	DIM		H mm	$\emptyset$ mm	Code	PCS	QTY	Euro Netto
11,5≈(50)	220-240	E27	36°	4000	900	80	NO	25.000	125	89	555302.0101	10	79	2,80



PAR 38

W	V			K	lm	Ra $\geq$	DIM		H mm	$\emptyset$ mm	Code	PCS	QTY	Euro Netto
14 ≈(75)	220-240	E27	75°	3000	1400	80	NO	25.000	140	120	555364.0101	10	329	4,40

# LED GU10



W	V			K	lm	Ra $\geq$	DIM		H mm	$\emptyset$ mm	Code	PCS	QTY	Euro Netto
4 ≈(50)	220-240	GU10	45°	3000	400	80	SI	25.000	75	50	555248.0101	10	4	2,00

# LED G4



W	V			K	lm	Ra $\geq$	DIM		H mm	$\emptyset$ mm	Code	PCS	QTY	Euro Netto
2,5 ≈(25)	12DC/AC	G4	250°	3000	230	80	NO	25.000	36	22	555298.0101	10	1.170	1,00
2,5 ≈(25)	12DC/AC	G4	250°	4000	230	80	NO	25.000	36	22	555299.0101	10	910	1,00



Fino ad esaurimento scorte - Until stock last

SPECIAL OFFER

# PROMO HALO LAMPS



## HALO SFERA



W	V		K		Code	PCS	QTY	Euro Netto
28	230	E27	2900	Chiara	444050.0101	100	3.525	<b>0,50</b>



## HALO GLOBO



W	V		K		∅ mm	Code	PCS	QTY	Euro Netto
28	230	E27	-	CH	126	444054.0101	12	393	<b>0,50</b>
42	230	E27	-	CH	126	444055.0101	12	100	<b>0,50</b>
70	230	E27	-	CH	126	444056.0101	12	2.806	<b>0,50</b>

## HALO GY6,35



W	V		K		Code	PCS	QTY	Euro Netto
40	12	GY6,35	-	CH	444020.0101	12	3.510	<b>0,50</b>

Fino ad esaurimento scorte - Untill stock last

SPECIAL OFFER

# HALO MR16



W	V		K		Code	PCS	QTY	Euro Netto
16	12	GU5,3	4000	-	444023.0112	12	1.822	0,50

Blister 1 pcs

# HALO LINEAR - 80mm



W	V		K		Code	PCS	QTY	Euro Netto
160	230	R7S	-	CH	444046.0112	12	13.640	0,50

Blister 1 pcs

# HALO REFLECTOR



W	V		K	H mm	Code	PCS	QTY	Euro Netto
42	230	E27	-	80	444011.0112	12	9.473	0,50

# HALO TUBOLARE - Ø25x85mm



W	V		K	Code	PCS	QTY	Euro Netto
28	230	E14	-	444077.0101	100	2.176	0,50

Fino ad esaurimento scorte - Untill stock last

SPECIAL OFFER

# PROMO INCANDESCENT LAMPS

Solo per mercato extra CEE - *Only for Extra CEE market*

## Goccia - Standard



W	V				PCS	EAN 8009935	Code
40	230	CH	E27	SI	100	-	017429.0101
60	24÷25	CH	E27	SI	100	007889	000998.0101

## Sfera - Ball lamp



W	V				PCS	EAN 8009935	Code
25	230	CH	E27	SI	100	031518	038970.0101
40	230	CH	E14	SI	100	031389	039690.0101
60	230	CH	E14	SI	100	031396	037980.0101

## Oliva - Candle



W	V				PCS	EAN 8009935	Code
25	230	CH	E14	SI	100	033758	044816.0101
40	230	CH	E14	SI	100	033765	044813.0101
60	230	CH	E14	SI	100	033772	044815.0101

## Piccola Pera per Frigoriferi - *Fridge Pigmy lamp*



W	V				PCS	EAN 8009935	Code
15	240	CH	E14	SI	100	013798	052960.0101

## Piccola Pera per Forni 300° - *Oven Pigmy lamp 300°*



W	V				PCS	EAN 8009935	Code
15	240	CH	E14	SI	12	-	092295.0112 (BLISTER)

Fino ad esaurimento scorte - Until stock last

SPECIAL OFFER

